



ASSOCIATION DE SPORTS RATIERS



RULES

Rev B – Oct 2021

1	RATTING SPORTS - PREFACE	8
1.1	Association de Sports Ratiers (Ratting Sports Association)	8
1.2	Philosophy.....	8
1.3	History	8
1.4	Mission	8
2	DEFINITIONS.....	9
2.1	Sanctioned Trial	9
2.1.1	Mini Trial	9
2.2	Fun Match	9
2.3	Brush Style Hunting.....	9
2.4	Barn Style Hunting	9
2.5	Go-to-ground Hunting.....	9
2.6	Dog restraint	9
2.7	Stack.....	9
2.8	Veteran dog.....	10
3	GENERAL RULES	11
3.1	Dogs eligible to compete	11
3.2	Judge decisions	11
3.3	Dogs are grouped based on the CKC Breed Standards.....	11
3.4	Code of conduct.....	11
3.4.1	Participants with disabilities	11
3.4.2	Dog aggression.....	11
3.4.3	Misconduct or Lack of sportsmanship	12
3.4.4	Dog restraint	12
3.5	Procedures	12
3.6	Titles.....	13
3.7	Ribbons/Rosettes.....	15
4	RAT HUNTING BRUSH STYLE	17
4.1	Enclosure details for each level	17
4.1.1	Novice and Instinct.....	17

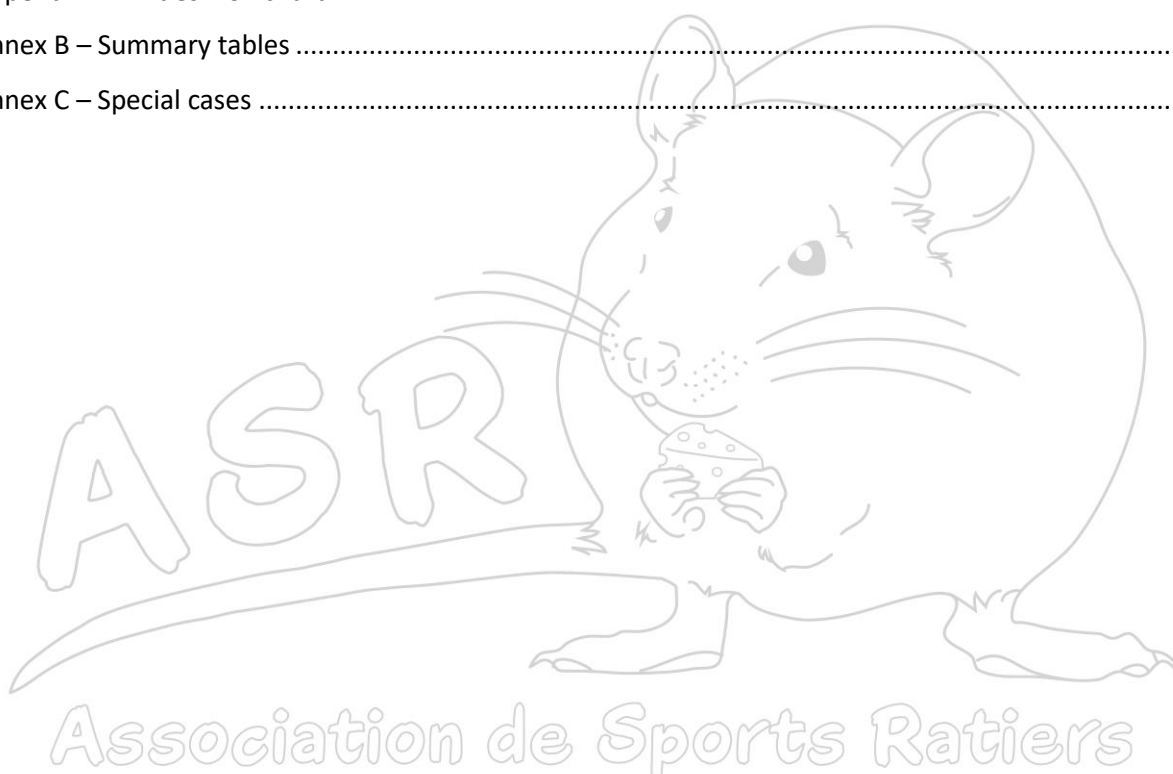
4.1.2	Advanced.....	17
4.1.3	Expert	18
4.1.4	Champion et Grand Champion	18
4.1.5	Excellent	19
4.2	Regulations for all levels	19
4.2.1	Start box	19
4.2.2	Enclosure fence	19
4.2.3	Placement of rat tubes.....	19
4.2.4	Eligible dogs	20
4.2.5	Entering the ring	20
4.2.6	Praise and rewards.....	20
4.2.7	Identifying the location of the rat(s).....	20
4.2.8	Exiting the ring	21
4.3	Scoring parameters for all levels.....	21
4.3.1	Qualifying score	21
4.3.2	Non-qualifying score	21
4.3.3	Disqualification	21
5	RAT HUNTING BARN STYLE	22
5.1	Enclosure details for each level	22
5.1.1	Novice and Instinct.....	22
5.1.2	Advanced.....	22
5.1.3	Expert	23
5.1.4	Champion and Grand Champion.....	23
5.1.5	Excellent	24
5.2	Regulations for all levels	25
5.2.1	The start box	25
5.2.2	Enclosure fence	25
5.2.3	Placement of rat tubes.....	25
5.2.4	Eligible dogs	25
5.2.5	Entering the ring	25
5.2.6	Praise and rewards.....	26
5.2.7	Identifying the location of the rat(s).....	26

5.2.8	Leaving the ring.....	27
5.3	Scoring parameters for all levels.....	27
5.3.1	Disqualification	27
6	GO-TO-GROUND	28
6.1	Enclosure details for each competing level	28
6.1.1	Novice and Instinct.....	28
6.1.2	Advanced.....	28
6.1.3	Expert	29
6.1.4	6.1.4 Champion	29
6.1.5	6.1.5. Grand Champion	30
6.2	Regulations for all levels	31
6.2.1	Tunnels.....	31
6.2.2	The course.....	31
6.2.3	Start line enclosure	31
6.2.4	Ring fence.....	31
6.2.5	Location of the rat cage	32
6.2.6	Eligible dogs	32
6.2.7	Entering the ring and releasing the dog.....	32
6.2.8	Identifying the location of the rat.....	32
6.2.9	Exiting the tunnel.....	32
6.3	Scoring parameters for all levels.....	33
6.3.1	Qualifying score	33
6.3.2	Non-qualifying score.....	33
6.3.3	Disqualification	33
7	RELAY	34
7.1	Enclosure details	34
7.1.1	Construction parameters	34
7.2	Regulations.....	34
7.2.1	The start box	34
7.2.2	Ring fence.....	34
7.2.3	Placement of rat tubes.....	34
7.2.4	Eligible dogs	35

7.2.5	Entering the ring	35
7.2.6	Praise and reward	35
7.2.7	Identifying the location of the rat(s)	35
7.2.8	Leaving the ring	36
7.3	Scoring parameters	36
7.3.1	Qualifying score	36
7.3.2	Non-qualifying score	36
7.3.3	Disqualification	36
8	" 4 BY 4"	37
8.1	Enclosure details	37
8.1.1	Construction parameters	37
8.2	Regulations	37
8.2.1	The start box	37
8.2.2	Ring fence	37
8.2.3	Placement of rat tubes	37
8.2.4	Eligible dogs	38
8.2.5	Entering the ring	38
8.2.6	Praise and reward	38
8.2.7	Identifying the location of the rat(s)	38
8.2.8	Leaving the ring	39
8.3	Scoring parameters	39
8.3.1	Qualifying score	39
8.3.2	Non-qualifying score	39
8.3.3	Disqualification	39
9	COMBO	40
9.1	Enclosure details	40
9.1.1	Construction parameters	40
9.2	Regulations	40
9.2.1	The start box	40
9.2.2	Displacement Boxes	40
9.2.3	Enclosure fence	40
9.2.4	Placement of rat tubes	40

9.2.5	Eligible dogs	41
9.2.6	Entering the ring	41
9.2.7	Praise and rewards.....	41
9.2.8	Identifying the location of the rats	41
9.2.9	Leaving the ring.....	42
9.3	Scoring parameters	42
9.3.1	Qualifying score	42
9.3.2	Non-qualifying score	42
9.3.3	Disqualification	42
10	CHALLENGE	43
10.1	Enclosure details	43
10.1.1	Construction parameters	43
10.2	Regulations.....	43
10.2.1	The start box	43
10.2.2	Enclosure fence	44
10.2.3	Placement of rat tubes.....	44
10.2.4	Eligible dogs	44
10.2.5	Entering the ring	44
10.2.6	Praise and rewards.....	44
10.2.7	Identifying the location of the rats	44
10.2.8	Leaving the ring.....	45
10.3	Scoring parameters	45
10.3.1	Qualifying score	45
10.3.2	Non-qualifying score	45
10.3.3	Disqualification	45
11	WELFARE AND SECURITY OF THE RATS	46
11.1	Welfare of the rats during a trial	46
11.2	Tubes recognized by the Association de sports ratiers	46
11.2.1	Material necessary in the making of an official tube for ratting sports	46
11.3	Making the tube.....	47
11.3.1	The PVC tube.....	47
11.3.2	Seethrough cap	47

11.3.3	Opening cap	48
12	SPECTATOR'S CODE OF CONDUCT	49
13	ROLE AND ESPONSIBILITIES OF OFFICIATING PERSONNEL	50
13.1	Judge	50
13.1.1	General admission requirements.....	50
13.2	Assistant Judge.....	51
14	STEPS TO HAVING A SANCTIONNED TRIAL	52
	ANNEXES	53
	Appendix A – Titles Flowchart	53
	Annex B – Summary tables	55
	Annex C – Special cases	59



1 RATTING SPORTS - PREFACE

1.1 Association de Sports Ratiers (Ratting Sports Association)

The 'Association de Sports Ratiers' (ASR) is a non-profit association established in 2018 to promote the use of uniform rules and regulations in rat hunting and to help ratting sports evolve over time. The ASR is completely involved in promoting various ratting sports games in a competition environment for any dog of breed or mixed-breed thus allowing ratting sports enthusiasts the diversity of experience in a new association.

1.2 Philosophy

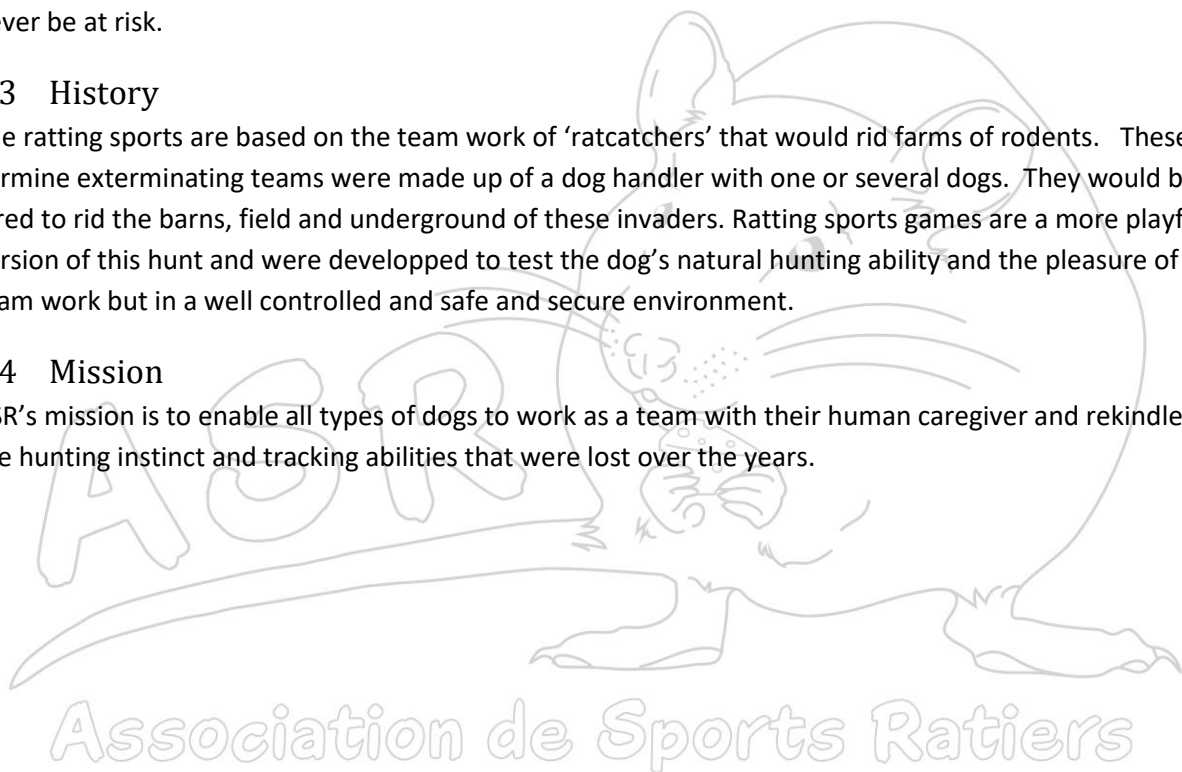
Ratting sports is an entertaining activity that is accessible to dogs of all breeds or mixed breeds, large or small, young or old, healthy or handicapped. It is our pledge that the safety of the dogs or rats will never be at risk.

1.3 History

The ratting sports are based on the team work of 'ratcatchers' that would rid farms of rodents. These vermine exterminating teams were made up of a dog handler with one or several dogs. They would be hired to rid the barns, field and underground of these invaders. Ratting sports games are a more playful version of this hunt and were developed to test the dog's natural hunting ability and the pleasure of team work but in a well controlled and safe and secure environment.

1.4 Mission

ASR's mission is to enable all types of dogs to work as a team with their human caregiver and rekindle the hunting instinct and tracking abilities that were lost over the years.



2 DEFINITIONS

2.1 Sanctioned Trial

A sanctioned trial is a rat hunting event organized according to the ASR rules, judged by two (2) ASR accredited judges and duly registered with the ASR before the event takes place. The results are cumulated in the dog's file maintained by the ASR.

2.1.1 Mini Trial

A mini trial is a sanctioned competition with only one event for one level. A mini trial may be judged by only one (1) accredited judge. As in regular sanctioned trial, participants can't have practice immediately before the mini trial. If such a competition is combined with a practice, the competition portion must take place before the practice.

2.2 Fun Match

A Fun Match is a practice trial that follows the rules of the ASR in all ways. The results are not cumulated in the dog's file. This type of event can be judged by accredited judges, judges in training or student judges (assistant).

2.3 Brush Style Hunting

Brush style hunting takes place in a fenced enclosure indoor or outdoor. The outdoor enclosure can be in a wooded area and/or partly cleared area. Indoor, the brush is made up of hay, branches etc. The objective of this hunt is for the dog to find and mark the rat tube(s). The dimension of the enclosure, the number of rat tubes to find and the difficulty of rat tube location is based on the level attained by the dog.

2.4 Barn Style Hunting

Barn style hunting takes place in a defined fenced enclosure outdoor or, if indoor, defined by walls and/or fences. The objective of this hunt is for the dog to find and mark all the rat tubes and for the handler to call each find. The dimension of the enclosure, the number of rats to find, the difficulty of location and the addition of virgin tubes or litter tubes is based on the level attained by the dog.

2.5 Go-to-ground Hunting

This type of hunting can be done indoor or outdoor. Wooden tunnels are used to simulate underground rodent tunnels. The tunnels are square and their size naturally limits eligibility to small dogs. The level of difficulty is in the length of the tunnel, the number of tunnels and blinds (turns, dead-ends etc.).

2.6 Dog restraint

The dog's behaviour is the sole responsibility of the handler. To be eligible to compete a dog must be under control before, during and after its trial leg. A dog under control is neither loud nor disruptive to other participants. No incessant barking or aggressive behaviour toward other dogs or humans. Handler must ensure the proper behaviour of their dog(s) at all time to avoid any incidents or accidents.

2.7 Stack

A stack is defined as an elevation formed with bales of hay.

2.8 Veteran dog

Is considered veteran all dogs of

- 11 years and over, for dogs under 16" at the shoulder
- 9 years and over, for dogs between 16" and 24" at the shoulder
- 7 years and over for dogs 24" and over at the shoulder



3 GENERAL RULES

3.1 Dogs eligible to compete

- 6 months dog or older with an identification number (ID#) from ASR
- Any purebreed or mix dog
- Female in season wearing panties everywhere on the site of the competition
 - The participant must inform the hosting club as soon as possible, latest at the beginning of the competition, so the running order can be adjusted. A female in season will always run the last in its class.
- If handicapped or with limited abilities, the dog can run at the judge's discretion. The dog must not be in pain.

3.2 Judge decisions

All decisions rendered by the judge are final and non negotiable.

3.3 Dogs are grouped based on the CKC Breed Standards

- Group 1: Sporting dogs
- Group 2: Hounds
- Group 3: Working dogs
- Group 4: Terriers
- Group 5: Toy dogs
- Group 6: Non-Sporting dogs
- Group 7: Herding dogs

Note: For mixed-breed dogs, the participant registers his dog in the group that is the most fitting. At anytime, the judge can reassign the dog to a different group that he deems more appropriate if the differences between the dog's characteristics and the chosen group are obvious.

3.4 Code of conduct

3.4.1 Participants with disabilities

- Accomodation is at the discretion of the hosting club. The participant must inform the organizers of their particular needs when registering to give organizers time to process their request efficiently.

3.4.2 Dog aggression

- It is understood that each participant is solely responsible for the proper conduct of their dog(s). A participant, whose dog poses a threat and / or whose behaviour can become aggressive to other participants or dogs, must take all necessary precautions to keep other participants visually informed with accessories (yellow scarf or harness) and / or control their dog's behaviour with the proper equipment (gentle leader, muzzle).
- Any aggressive behaviour toward another dog or human will result in immediate expulsion from the competition with no refund.

- Any aggressive behaviour toward another dog or human during a multiple-dog game (ex. relay) will mean banishment for life of that dog from that game.
- Expulsion sentence can be ruled by the judges or a member of the organizing committee of the event.
- In case of aggression during a competition, a report of the incident/accident will be filled and sent to the ASR.

3.4.3 Misconduct or Lack of sportsmanship

- If the judge or an official of the competition observes unsportsmanlike behaviour by a participant, he will be dismissed from the trial and requested to leave the competition site immediately with no refund.
- Examples of lack of sportsmanship:
 - Screaming, hitting, rough handling or general abuse of a dog
 - Harassing, shouting, humiliating or intentionally shoving an official or other competitor

3.4.4 Dog restraint

- The owner or the person responsible for the dog must always have control over the dog(s).

3.5 Procedures

- It is the participant's responsibility to verify his registration with the event's secretary before the beginning of the game he is registered for. If a participant is not registered in due time, it is possible that he be refused to run without refund.
- The participant must attend the general briefing given before each game he is registered for.
- The participant must ensure he is present for his time in the running order. Absence could mean elimination with no possibility of rescheduling and no refund.
- For all levels and games of rat hunting no chokers, stud collars, ecollars, gentle leaders, toys and treats are allowed in the ring. The use of any of those collars or extend-a-lead around the ring is up to the host club and/or the province where the event is taking place.
- Out of respect for the club hosting the event, all those who work in the ring and the other participants, a dog who relieves itself in the ring is disqualified and the team must leave the ring immediately.
 - A male with a belly band or a female with panties who relieves itself in the ring will not be penalized or disqualified if all remains in the belly band or the pantie.
 - An odourless disinfectant (such as Knok Out or an equivalent product) must be used to clean the area where the dog relieved itself.
- The following participant must wait for the preceding team to leave the ring with the dog under control, before approaching the ring. The team must wait for the judge's permission before entering the ring.
- The participant must enter the ring with his dog under control (with or without a leash)
- The participating team must go to the start box or the defined start area and wait for the judge's signal.
- When ready, the judge will give the signal when the participant can release his dog

- Time starts when the dog's four paws are out of the start box
- While in the start box, the participant can talk and encourage his dog but can only use one command when releasing his dog
- The participant must quickly control his dog when the rat has been found and marked to avoid any unnecessary roughness of the tube and rat
- The dog must be under control when leaving the ring (with or without leash)
- A participant can be disqualified if rules and regulations are not adhered to.

3.6 Titles

Ribbons and/or rosettes will be given for qualifying scores and titles. A certificat will be given by the ASR for each title obtained.

See the titles chart in the addendums

INSTINCT TITLES :

- Brush style hunting (Chasse en broussailles - ICBR) and Barn style hunting (Chasse en grange - ICGR)
 - This title is given to all dogs that qualify in one of their first two trials ever attempted (actual trials or FEO) for each hunt style. If unsuccessful, the dog will never be able to achieve this title.
- Go-to-ground (Chasse en terrier artificiel - ICTA)
 - This title is given to all dogs that qualify in one of their first three trials ever attempted (actual trial or FEO). If unsuccessful, the dog will never be able to achieve this title.

NOVICE TITLE: 3 Q in novice level
NCGR – NCBR – NCTA

ADVANCED TITLE: 4 Q in advanced level
ACGR – ACBR – ACTA

EXPERT TITLE: 5 Q in master level
ECGR – ECBR – ECTA

CHAMPION TITLE: 7 Q in Champion level
ChCGR – ChCBR – ChCTA

GRAND CHAMPION TITLE: 8 Q in Grand Champion level
GChCGR – GChCBR – GChCTA

EXCELLENT TITLE: 10 Q in Excellent level
CGRX – CBRX – CTAX

EXCELLENT BRONZE TITLE: 15 Q in Excellent level
CGRXBr – CBRXBr – CTAXBr

EXCELLENCE SILVER (ARGENT) TITLE: 20 Q in Excellent level

CGRXAr – CBRXAr – CTAXAr

EXCELLENT GOLD (OR) TITLE: 25 Q in Excellent level

CGRXOr – CBRXOr – CTAXOr

OUTSTANDING HUNTER (CHASSEUR ÉMÉRITE) TITLE: 30 Q in Excellent level

CEmCGR – CEmCBR – CEmCTA

RELAY TITLE: 2 Q

RE

RELAY BRONZE TITLE: 5 Q

REBr

RELAY SILVER TITLE: 10 Q

REAr

RELAY GOLD TITLE: 20 Q

REOr

RELAY OUTSTANDING HUNTER TITLE: 40 Q

CEmRE

COMBO TITLE: 2 Q

CO

COMBO BRONZE TITLE: 5 Q

COBr

COMBO SILVER TITLE: 10 Q

COAr

COMBO GOLD TITLE: 20 Q

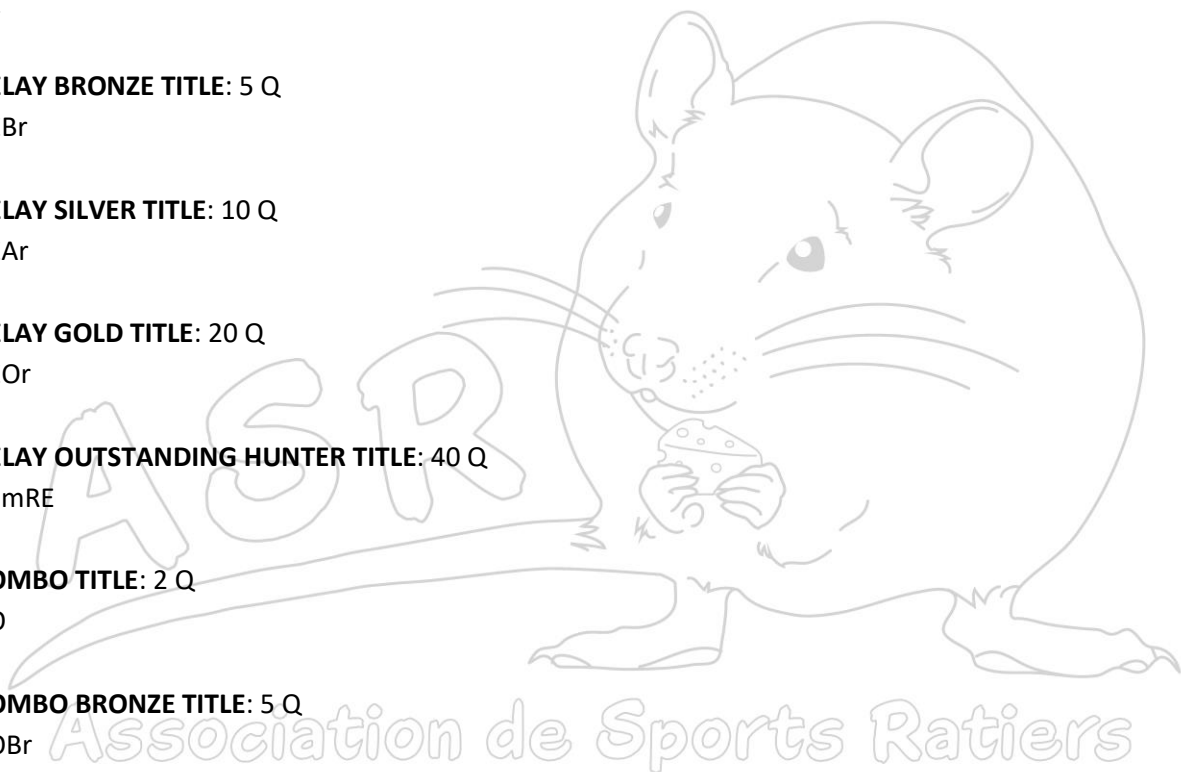
COOr

COMBO OUTSTANDING HUNTER TITLE: 40 Q

COEM

“4 by 4” TITLE: 2 Q

4 par 4



“4 by 4” BRONZE TITLE: 5 Q

4 par 4Br

“4 by 4” SILVER TITLE: 10 Q

4 par 4Ar

“4 by 4” GOLD TITLE: 20 Q

4 par 4Or

“4 by 4” OUTSTANDING TITLE: 40 Q

4 par 4Em

CHALLENGE (DÉFI) TITLE: 2 Q

DE

CHALLENGE (DÉFI) BRONZE TITLE: 5 Q

DEBr

CHALLENGE (DÉFI) SILVER TITLE: 10 Q

DEAr

CHALLENGE (DÉFI) GOLD TITLE: 20 Q

DEOr

CHALLENGE (DÉFI) OUTSTANDING HUNTER TITLE: 40 Q

DEEm

3.7 Ribbons/Rosettes

Ribbons and/or rosettes will be given for qualifying scores and titles (including Instinct Title). The use of badges/medals is allowed in place of ribbons/rosettes provided that the full logo is present as well as the event and placement and they must have been approved by the Management Committee of the organization.

For Barn style hunting, Brush style hunting and Go-to-ground, ribbons or rosettes will be given for overall first three places.

It is at the organizing club discretion to:

- Give ribbons or rosettes for the individual groups' top three places.
- Give ribbons or rosettes for top three places in all other games.
- Add 'Special' tag to any rosette earned by a dog with special condition (see Annex C)

- The use of badges, medals or other is allowed at all time if given along with ribbons/rosettes. If used in replacement of ribbons/rosettes, the association logo must be present as well as the placement and they must have been approved by the Management Committee of the organization.

Only qualifying (Q) scores are eligible for official placement



4 RAT HUNTING BRUSH STYLE

4.1 Enclosure details for each level

4.1.1 Novice and Instinct

4.1.1.1 Construction parameters

4.1.1.1.1 Indoor or outdoor enclosure dimensions

- 200 square feet
- Minimum of 10 feet in depth

4.1.1.1.2 Equipment and materials for indoor

- 8 bales of hay
- 1 stack

4.1.1.1.3 Equipment and materials for outdoor

- Site permitting branches, leaves, brush, holes, rocks or any natural material can be used to create decoys or hides
- Otherwise use 8 bales in 1 stack as for indoor

4.1.1.2 Sex and quantity of rats

- 1 rat, male and/or female. However, the choice of sex must remain the same throughout the competition to ensure fairplay to all competitors.

4.1.2 Advanced

4.1.2.1 Construction parameters

4.1.2.1.1 Indoor or outdoor enclosure dimensions

- 300 square feet
- Minimum of 10 feet in depth

4.1.2.1.2 Equipment and materials for indoor

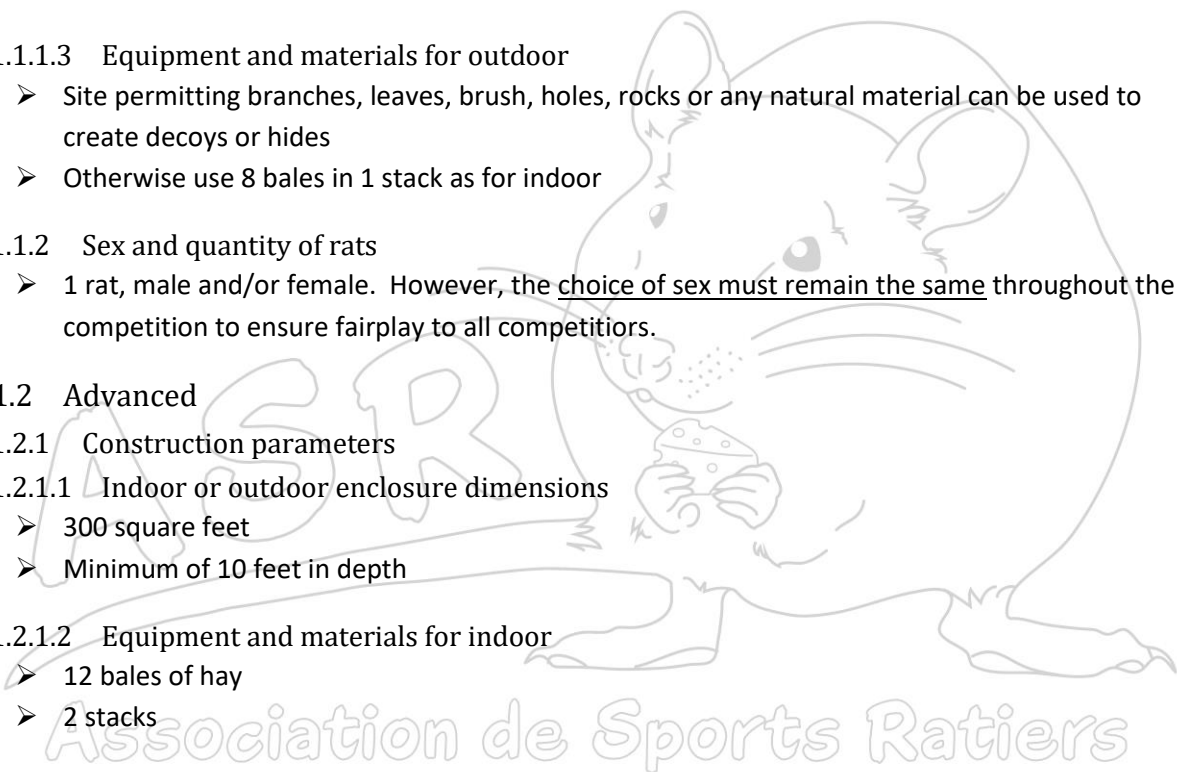
- 12 bales of hay
- 2 stacks

4.1.2.1.3 Equipment and materials for outdoor

- Site permitting branches, leaves, brush, holes, rocks or any natural material can be used to create decoys or hides
- Otherwise use 12 bales in 2 stacks as for indoor

4.1.2.2 Sex and quantity of rats

- 1 rat, male and/or female. However, the choice of sex must remain the same throughout the competition to ensure fairplay to all competitors.



4.1.3 Expert

4.1.3.1 Construction parameters

4.1.3.1.1 Indoor or outdoor enclosure dimensions

- 400 square feet
- Minimum of 10 feet in depth

4.1.3.1.2 Equipment and materials for indoor

- 20 bales of hay
- 5 stacks

4.1.3.1.3 Equipment and materials for outdoor

- Site permitting branches, leaves, brush, holes, rocks or any natural material can be used to create decoys or hides
- Otherwise use 20 bales in 5 stacks as for indoor

4.1.3.2 Sex and quantity of rats

- 1 rat, male and/or female. However, the choice of sex must remain the same throughout the competition to ensure fairplay to all competitors.

4.1.4 Champion et Grand Champion

4.1.4.1 Construction parameters

4.1.4.1.1 Indoor or outdoor, if done as if in artificial area, enclosure dimensions

- 400 square feet
- Minimum of 10 feet in depth

4.1.4.1.2 Outdoor enclosure dimensions in a natural environment

- 600 square feet
- Minimum of 20 feet in width

4.1.4.1.3 Equipment and materials for indoor

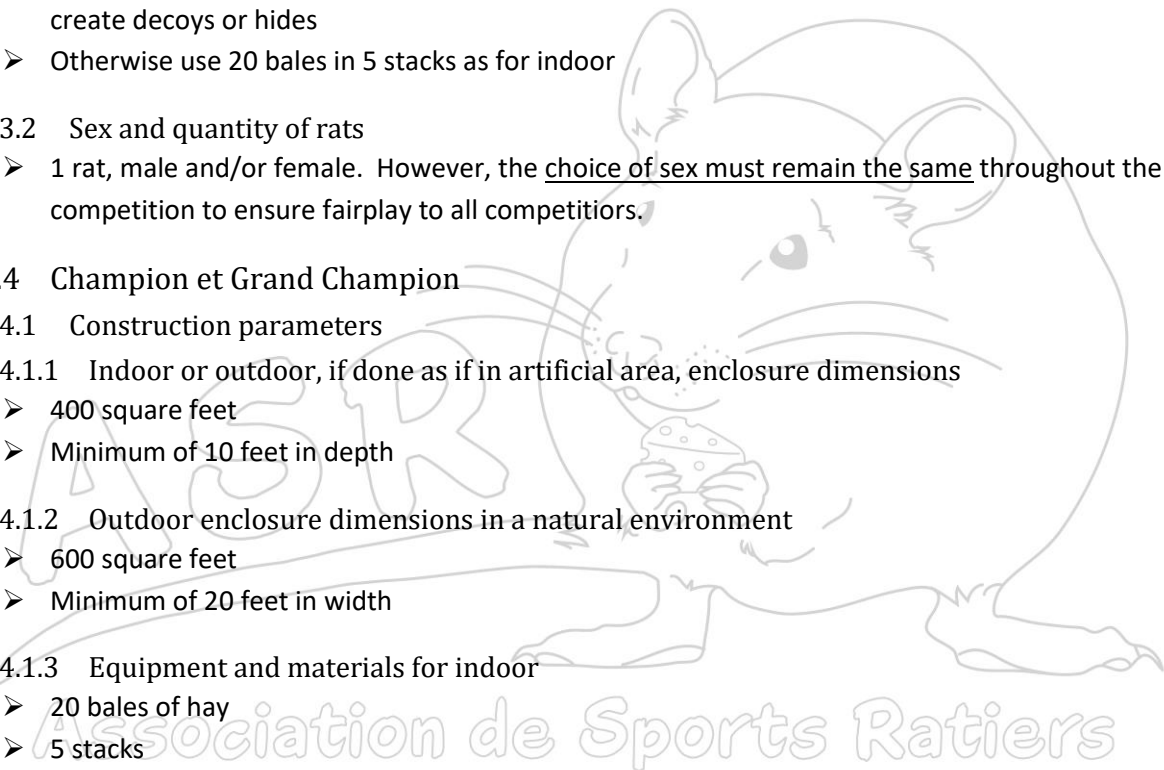
- 20 bales of hay
- 5 stacks

4.1.4.1.4 Equipment and materials for outdoor

- Site permitting branches, leaves, brush, holes, rocks or any natural material can be used to create decoys or hides
- Otherwise use 20 bales in 5 stacks as for indoor

4.1.4.2 Sex and quantity of rats

- 2 rats, male and/or female. However, the choice of sex must remain the same throughout the competition to ensure fairplay to all competitors.



4.1.5 Excellent

4.1.5.1 Construction parameters

4.1.5.1.1 Indoor or outdoor, if done as if in artificial area, enclosure dimensions

- 400 square feet
- Minimum of 10 feet in depth

4.1.5.1.2 Outdoor enclosure dimensions in a natural environment

- 600 square feet
- Minimum of 20 feet in width

4.1.5.1.3 Equipment and materials for indoor

- 24 bales of hay
- 6 stacks minimum

4.1.5.1.4 Equipment and materials for outdoor

- Site permitting branches, leaves, brush, holes, rocks or any natural material can be used to create decoys or hides
- Otherwise use 24 bales in a minimum of 6 stacks

4.1.5.2 Sex and quantity of rats

- 3 rats, male and/or female. However, the choice of sex must remain the same throughout the competition to ensure fairplay to all competitors.

4.2 Regulations for all levels

4.2.1 Start box

4.2.1.1 Placement

- The box must be inside the enclosure
- Minimum distance of 5 feet from any stack

4.2.1.2 Dimensions

- 4 feet wide by 3 feet deep

4.2.2 Enclosure fence

- Minimum height 3 feet
- Made of material visible to the dog
- Anchored to the ground solidly enough so dogs cannot go under

4.2.3 Placement of rat tubes

- In Novice, Advanced and Expert, only one tube is used. It is completely hidden from sight.
- In Champion and Grand Champion, two tubes are used. Both tubes are completely hidden from sight.
- In Excellent, three tubes are used. All tubes are completely hidden from sight.
- Tube(s) must be accessible for all sizes dogs. Dog must be able to reach the tube(s) without having to destroy stack(s).

- Tube(s) must remain at the same location(s) for all teams in a given level
- For Novice, Advanced, Expert, Champion and Grand Champion, tube(s) must be installed at ground level, hidden between hay bales and covered in such a way that they are not visible. For Excellent, when not done in natural environment, at least one of the tubes must be placed in height, on a haystack, and not visible. In the natural environment, all the tubes are buried on the ground.
- Participant knows the tube(s) hide location prior to enter the ring

4.2.4 Eligible dogs

- As stipulated in the General Rules and Regulations
- In a sanctioned trial, the dog must compete in its current level
- A competing dog cannot do a For Exhibit Only (FEO) hunt and a sanctioned hunt in the same competition

4.2.5 Entering the ring

- The dog must be under control with or without leash
- For security reasons, the participant must wait at a safe distance from the gate for the previous team to leave the ring and for the judge and/or the gate to give the go-ahead before entering the ring

4.2.6 Praise and rewards

- Upon confirmation by the judge that the rat has been found, verbal and physical encouragements will be permitted but no treats or toys will be tolerated in the ring out of respect for the following teams.

4.2.7 Identifying the location of the rat(s)

- The judge stops the time when he considers that the dog clearly and unequivocally demonstrates the presence of the rat (significant and sustained change in behavior of the dog at the location - proximity (less than 1 foot) - of the tube)
- A total of 2 minutes is allowed to find the rat.
- At the start, and for a period varying according to the level, only the dog is allowed to enter the field. The participant is entitled to a starting order and must then remain in the starting box, **in silence and without making any noise**. He must wait for the judge's permission to leave the box in order to help his dog.
- During the qualifying time remaining (depending on the level), the participant can join his dog and position himself near the tube to help him focus his search but must remain silent and does not have the right to point or to lean to the tube.
- Under no circumstances may the participant touch his dog or the tube during qualifying time otherwise the team is disqualified.
- When the time allowed for a qualifying score has elapsed, and up to the total time allowed, the participant may touch his dog, speak, point and / or bend over to help him "find" the rat.

4.2.8 Exiting the ring

- When leaving the ring, the dog must be under control with or without leash.

4.3 Scoring parameters for all levels

4.3.1 Qualifying score

The team will earn a qualifying score when the rat is identified, to the satisfaction of the judge, within the following parameters:

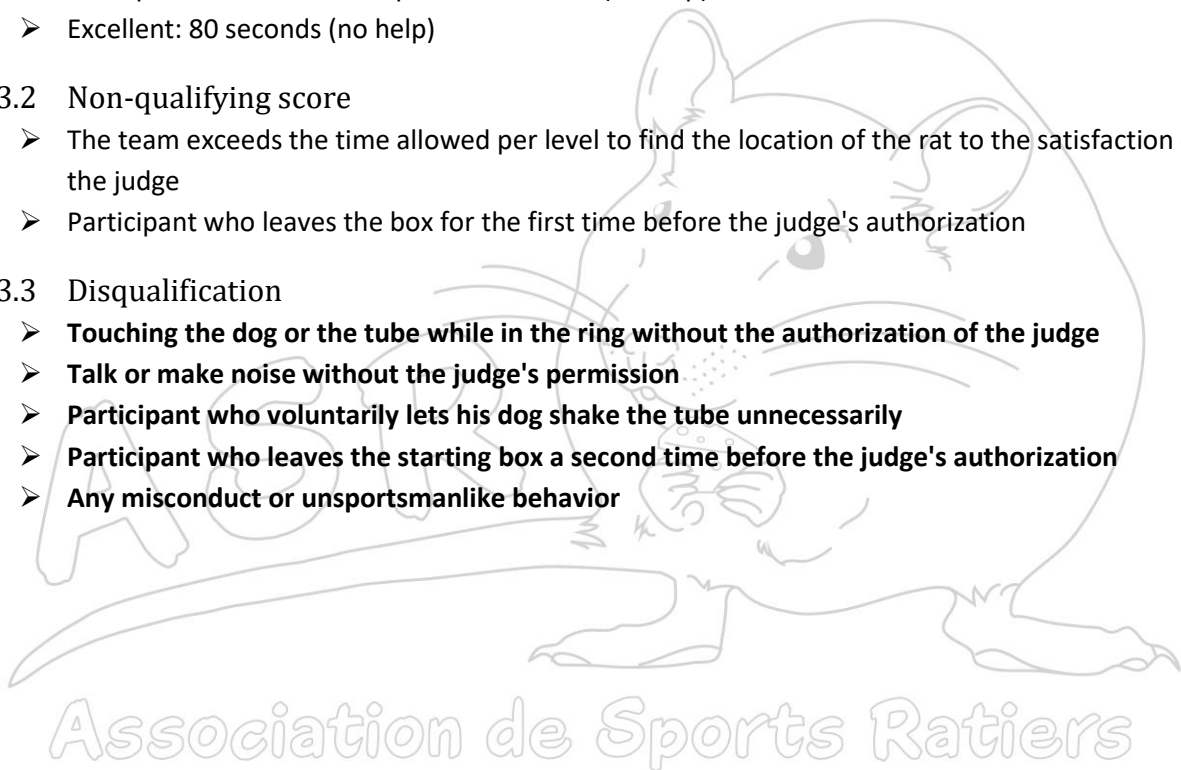
- Novice: 80 seconds (60 seconds without help)
- Advanced: 70 seconds (60 seconds without help)
- Expert: 60 seconds (no help)
- Champion and Grand Champion: 60 seconds (no help)
- Excellent: 80 seconds (no help)

4.3.2 Non-qualifying score

- The team exceeds the time allowed per level to find the location of the rat to the satisfaction of the judge
- Participant who leaves the box for the first time before the judge's authorization

4.3.3 Disqualification

- **Touching the dog or the tube while in the ring without the authorization of the judge**
- **Talk or make noise without the judge's permission**
- **Participant who voluntarily lets his dog shake the tube unnecessarily**
- **Participant who leaves the starting box a second time before the judge's authorization**
- **Any misconduct or unsportsmanlike behavior**



5 RAT HUNTING BARN STYLE

5.1 Enclosure details for each level

5.1.1 Novice and Instinct

5.1.1.1 Construction parameters indoor or outdoor enclosure dimensions

- 200 square feet
- Minimum of 10 feet in depth

5.1.1.2 Equipment and materials

- 8 bales of hay stacked up to 2 levels
- All in a straight line

5.1.1.3 Sex and quantity of rats

- 1 rat, male and/or female. However, the choice of sex must remain the same throughout the competition to ensure fairplay to all competitors.

5.1.1.4 Tube placement

- 3 tubes are to be used
 - 1 empty and odorless, 1 with litter and 1 with rat
 - Litter is a piece of rag soaked in rat urine
 - The tube with the rat must not have litter
- Tubes must be visible and the front of the tubes must protrude approximately 1 inch from the front of the bales.
- Tubes must be at ground level
- Tubes must always be anchored
- The competing team does not know where the rat is

5.1.2 Advanced

5.1.2.1 Construction parameters indoor or outdoor enclosure dimensions

- 300 square feet
- Minimum of 10 feet in depth

5.1.2.2 Equipment and materials

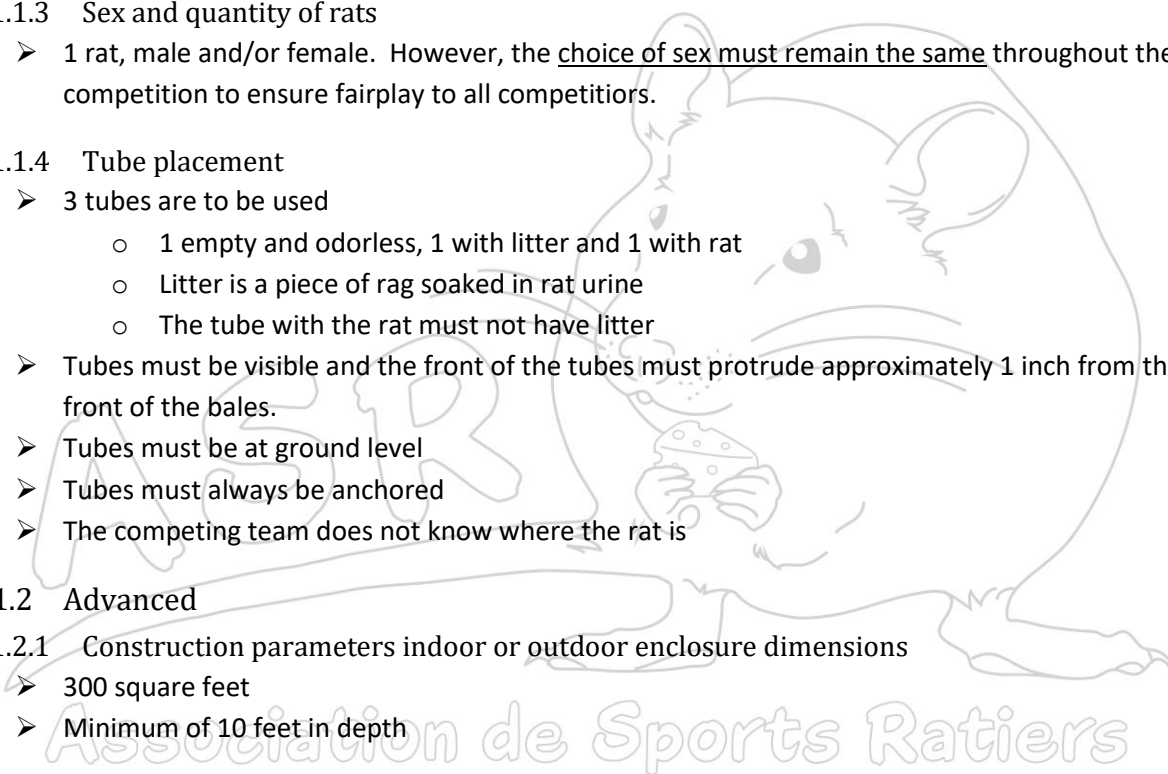
- 12 bales of hay stacked up to 2 levels
- All in a straight line

5.1.2.3 Sex and quantity of rats

- 1 rat, male and/or female. However, the choice of sex must remain the same throughout the competition to ensure fairplay to all competitors.

5.1.2.4 Tube placement

- 4 tubes are to be used
 - 1 empty and odorless, 2 with litter and 1 with rat
 - Litter is a piece of rag soaked in rat urine



- The tube with the rat must not have litter
- Tubes must be visible and the front of the tubes must be aligned with the front of the bales (not protruding).
- Tubes must be at ground level
- Tubes must always be anchored
- The competing team does not know where the rat is

5.1.3 Expert

5.1.3.1 Construction parameters indoor or outdoor enclosure dimensions

- 400 square feet
- Minimum of 10 feet in depth

5.1.3.2 Equipment and materials

- 20 bales of hay stacked up to 3 levels
- Set in an L shape configuration

5.1.3.3 Sex and quantity of rats

- 2 rats, male and/or female. However, the choice of sex must remain the same throughout the competition to ensure fairplay to all competitors.

5.1.3.4 Tube placement

- 6 tubes are to be used
 - 4 with litter and 2 with rats
 - Litter is a piece of rag soaked in rat urine
 - Tubes with rat must not have litter
- Tubes must be visible and the front of the tubes must be imbedded 2 inches from the front of the bales.
- Tubes must be placed not higher than a haystack
- Tubes must be spread over two levels (on the ground and on the top of the first row of haystacks).
 - At least two of the tubes will be placed in height.
 - The rats can be 2 on the ground, 2 in height or 1 on each level.
- Tubes must always be anchored
- The competing team does not know where the rats are

5.1.4 Champion and Grand Champion

5.1.4.1 Construction parameters indoor or outdoor enclosure dimensions

- 400 square feet
- Minimum of 15 feet in depth

5.1.4.2 Equipment and materials

- 20 to 25 bales of hay stacked up to 3 levels
- Possible configurations:
 - All bales in a U shape with a minimum width of 12 feet

- 2 distinct “L” shapes separated by a minimum of 5 feet
- 3 straight lines on 3 sides of the enclosure

5.1.4.3 Sex and quantity of rats

- 2 rats, male and/or female. However, the choice of sex must remain the same throughout the competition to ensure fairplay to all competitors.

5.1.4.4 Tube placement

- 7 tubes are to be used
 - 5 with litter and 2 with rats
 - Litter is a piece of rag soaked in rat urine
 - Tubes with rat must not have litter
- Tubes must be visible and the front of the tubes must be imbedded 2 inches from the front of the bales.
- Tubes must be placed not higher than a haystack
- Tubes must be spread over two levels (on the ground and on the top of the first row of haystacks).
 - The rats can be both on the ground, both in height or 1 on each level.
- Tubes must always be anchored
- The competing team does not know where the rats are

5.1.5 Excellent

5.1.5.1 Construction parameters indoor or outdoor enclosure dimensions

- 400 square feet
- Minimum of 15 feet in depth

5.1.5.2 Equipment and materials

- 25 to 30 bales of hay stacked up to 3 levels
- Possible configurations:
 - All bales in the shape of a double “L” (2 “L” back to back) with a minimum of one bale placed at the end to form a large “T”. Fencing must be placed between the two rows of bales to enable anchoring of the tubes
 - A double “U”
 - An “H”

5.1.5.3 Sex and quantity of rats

- 3 rats, male and/or female. However, the choice of sex must remain the same throughout the competition to ensure fairplay to all competitors.

5.1.5.4 Tube placement

- 8 tubes are to be used
 - 5 with litter and 3 with rats
 - Litter is a piece of rag soaked in rat urine
 - Tubes with rat must not have litter

- Tubes must be visible and the front of the tubes must be imbedded 2 inches from the front of the bales.
- Tubes must be placed not higher than a haystack
- Tubes must be spread over two levels (on the ground and on the top of the first row of haystacks).
 - At least two of the tubes will be placed in height.
 - The rats can be 2 on the ground, 2 in height or 1 on each level.
- Tubes must always be anchored
- The competing team does not know where the rats are

5.2 Regulations for all levels

5.2.1 The start box

5.2.1.1 Placement

- The box must be inside the enclosure

5.2.1.2 Dimensions

- 4 feet wide by 3 feet deep

5.2.2 Enclosure fence

- Minimum height 3 feet
- Made of material visible to the dog
- Anchored to the ground solidly enough so dogs cannot go under

5.2.3 Placement of rat tubes

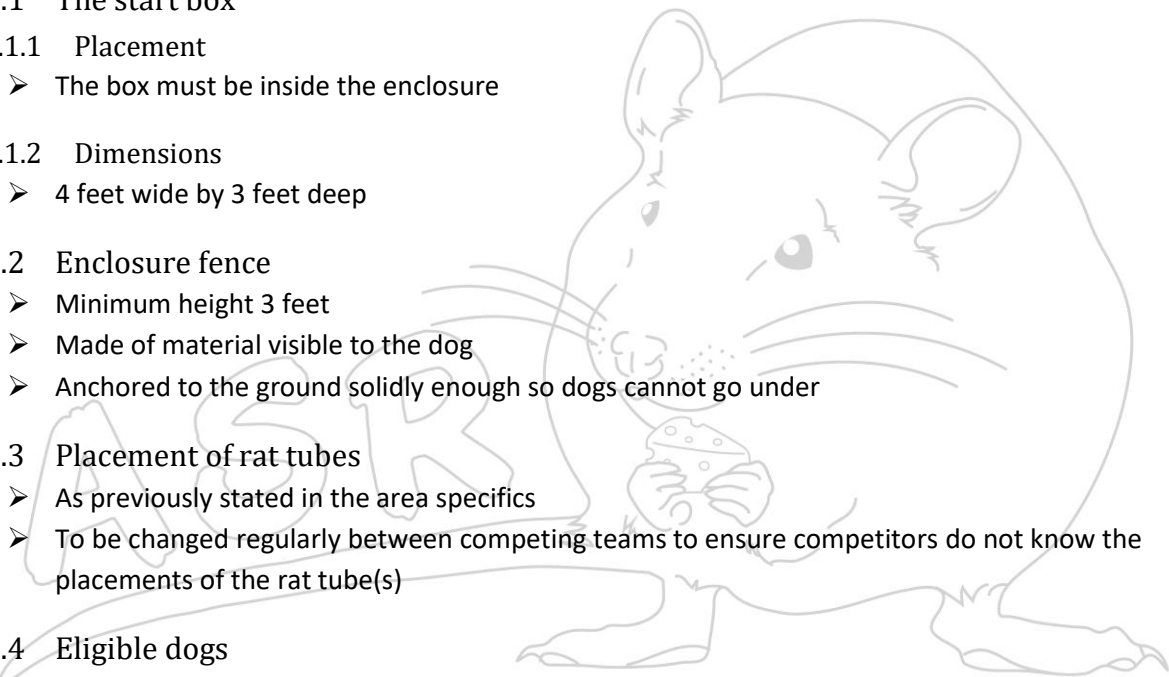
- As previously stated in the area specifics
- To be changed regularly between competing teams to ensure competitors do not know the placements of the rat tube(s)

5.2.4 Eligible dogs

- As stipulated in the General Rules and Regulations
- In a sanctioned trial, the dog must compete in its current level
- A competing dog cannot do a For Exhibit Only (FEO) hunt and a sanctioned hunt in the same competition

5.2.5 Entering the ring

- The dog must be under control with or without leash
- For security reasons, the participant must wait at a safe distance from the gate for the previous team to leave the ring and for the judge and/or the gate to give the go-ahead before entering the ring



5.2.6 Praise and rewards

- Upon confirmation by the judge that the rat has been found, verbal and physical encouragements will be permitted but no treats or toys will be tolerated in the ring out of respect for the following teams.

5.2.7 Identifying the location of the rat(s)

- The tubes are hidden between the haystacks, visible to the participant and the judge. Their number varies according to the level: see table in point 5.3 for this purpose.
- The participant and his dog enter the ring together.
- The team has 90 seconds to find the number of rats as determined by the level.
- The participant must remain silent and must not make any noise. He can accompany his dog during qualifying time 'without help from the participant'. During the unassisted period, if the participant decides to accompany his dog, he must stay behind (follow) or at the height of his dog. In no case can he steer his dog or bait him by waiting near the tubes. Such behavior on the part of the participant will result in disqualification.
- Upon the judge signaling the start of the "With help" time the handler can talk and point at the tubes
- It is the participant's responsibility to tell the judge that his dog has found the rat by clearly saying "RAT" and / or raising a hand to stop time.
- The judge will confirm if the correct tube is identified otherwise he will say "NO" and the time will continue; the participant can continue until the maximum time but will not be qualified
- For Expert, Champion, Grand Champion and Excellent levels, as there is more than one rat to find, after confirming that the rat is in the identified tube, the handler must regain control of their dog and return to the start box while the tube with the rat is removed from the ring. The handler must wait for the judge's OK before releasing his dog to find the next rat.
 - Time stops as soon as a rat is found and starts again when the dog is released
 - If the dog finds another rat while the time is stopped, this find does not count. The participant must still bring his dog back into the predetermined space and wait for the judge's OK to release his dog. He must return to mark the next rat.
 - The participant has the right to give a verbal command when he releases his dog
 - **Any loss of control of the dog while the rat is being removed leads to automatic disqualification**
- The handler will be disqualified if he ever touches his dog or a tube during the qualifying time of the hunt.
- When the time is up, if the dog has not found all the rats, an additional 30 seconds will be allotted to enable the team practice time in finding the remaining rats. This additional time is for practice purposes only and will not count for any qualification. During this practice time the handler can urge his dog to touch and smell the tubes where the rats are. It is permitted to encourage and reward physically and verbally the dog to search and touch the tubes. However no treats or toys will be tolerated in the ring out of respect for the following competitors

5.2.8 Leaving the ring

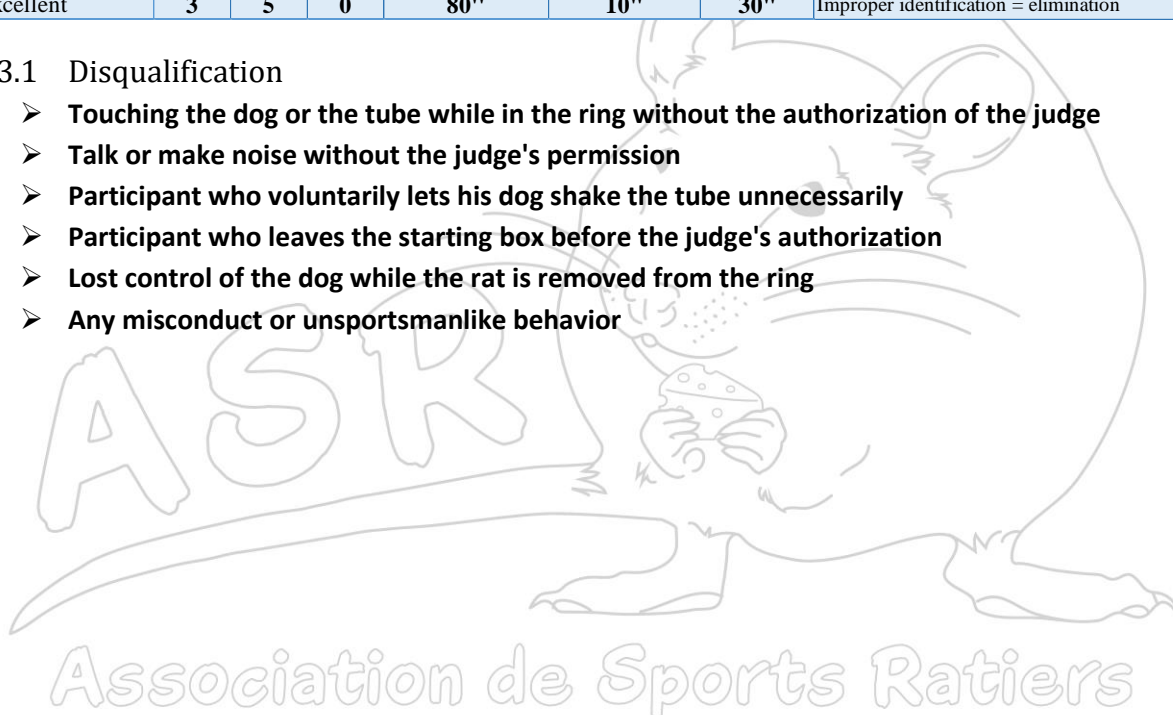
- When leaving the ring, the dog must be under control with or without leash

5.3 Scoring parameters for all levels

Level	Number of tubes			Qualifying time (90'')		Non qualifying	Specifics by level
	Rat	Litter	Empty	Without handler help	With handler help	Practice	
Novice	1	1	1*	30''	60''	30''	* Empty tube must be completely odorless Improper identification = elimination
Advanced	1	2	1*	45''	45''	30''	* Empty tube must be completely odorless Improper identification = elimination
Expert	2	4	0	60''	30''	30''	Improper identification = elimination
Champion	2	5	0	75''	15''	30''	Improper identification = elimination
Grand Champion	2	5	0	75''	15''	30''	Improper identification = elimination
Excellent	3	5	0	80''	10''	30''	Improper identification = elimination

5.3.1 Disqualification

- Touching the dog or the tube while in the ring without the authorization of the judge
- Talk or make noise without the judge's permission
- Participant who voluntarily lets his dog shake the tube unnecessarily
- Participant who leaves the starting box before the judge's authorization
- Lost control of the dog while the rat is removed from the ring
- Any misconduct or unsportsmanlike behavior



6 GO-TO-GROUND

6.1 Enclosure details for each competing level

6.1.1 Novice and Instinct

6.1.1.1 Tunnel

- 12 feet total length
- One 90-degree angle
- No dead-ends
- Angles must be in total darkness

6.1.1.2 Construction parameters of the entrance area

- The entrance enclosure measures 5 ft x 5 ft
- Built in such a way that the dog cannot reach the exit by any other means than going through the tunnel.

6.1.1.3 Sex of rats

- Only one rat is used
- Rats of the same sex must be used for the entire competition in order to maintain fairplay for all contestants

6.1.1.4 Start line

- The start line is directly in front and 6 inches away from the tunnel entrance

6.1.1.5 Tunnel entrance and exit

- If the dog backs out of the tunnel, the handler can touch and/or lift the dog to realign toward the tunnel
- At no time can the handler cross the start line without the judge's authorization
- Once released and up until it has started to mark the rat for the first time, the dog can enter and exit the tunnel any number of time.

6.1.2 Advanced

6.1.2.1 Tunnel

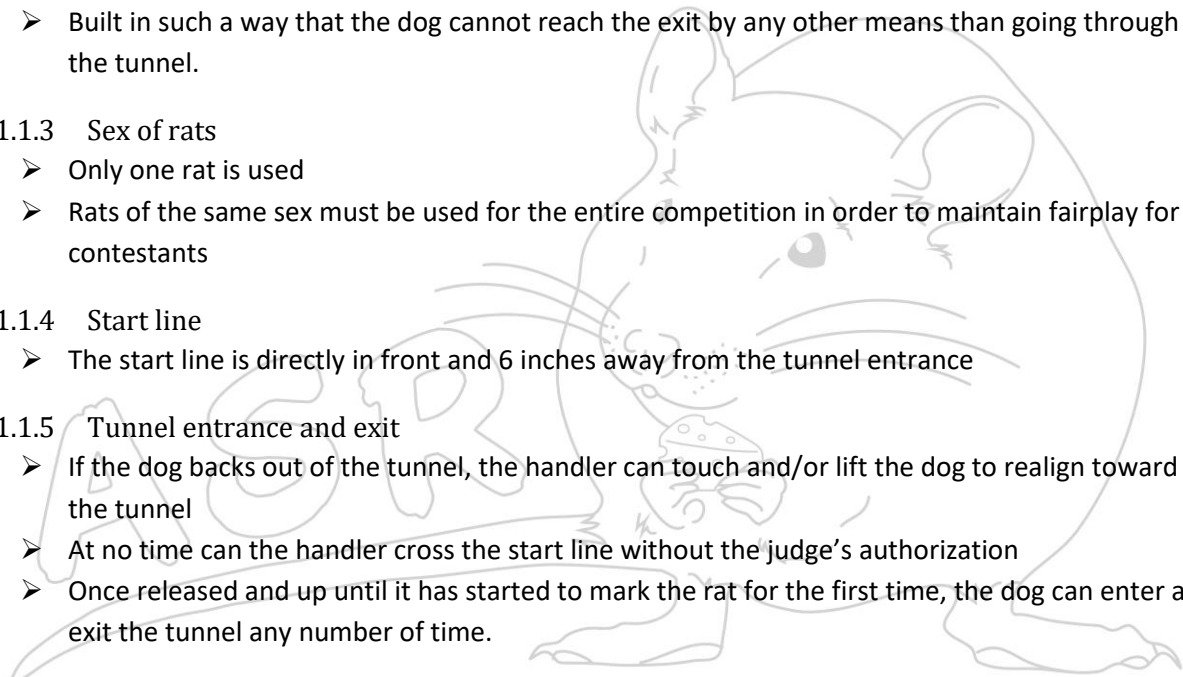
- 16 feet total length
- Two 90-degree angles
- No dead-ends
- Angles must be in total darkness

6.1.2.2 Construction parameters of the entrance area

- The entrance enclosure measures 5 ft x 5 ft
- Built in such a way that the dog cannot reach the exit by any other means than going through the tunnel.

6.1.2.3 Sex of rats

- Only one rat is used



- Rats of the same sex must be used for the entire competition in order to maintain fairplay for all contestants

6.1.2.4 Start line

- The start line is directly in front and 12 inches away from the tunnel entrance

6.1.2.5 Tunnel entrance and exit

- If the dog backs out of the tunnel, the handler can encourage his dog, point to the tunnel but the handler cannot touch and/or lift the dog to realign toward the tunnel
- At no time can the handler cross the start line without the judge's authorization
- Once released and up until it has started to mark the rat for the first time, the dog can enter / exit only once

6.1.3 Expert

6.1.3.1 Tunnel

- 24 feet total length
- Three 90-degree angles
- No dead-ends
- Angles must be in total darkness

6.1.3.2 Construction parameters of the entrance area

- The entrance enclosure measures 10 ft x 10 ft
- Built in such a way that the dog cannot reach the exit by any other means than going through the tunnel.

6.1.3.3 Sex of rats

- Only one rat is used
- Rats of the same sex must be used for the entire competition in order to maintain fairplay for all contestants

6.1.3.4 Start line

- The start line is directly in front and 18 inches away from the tunnel entrance

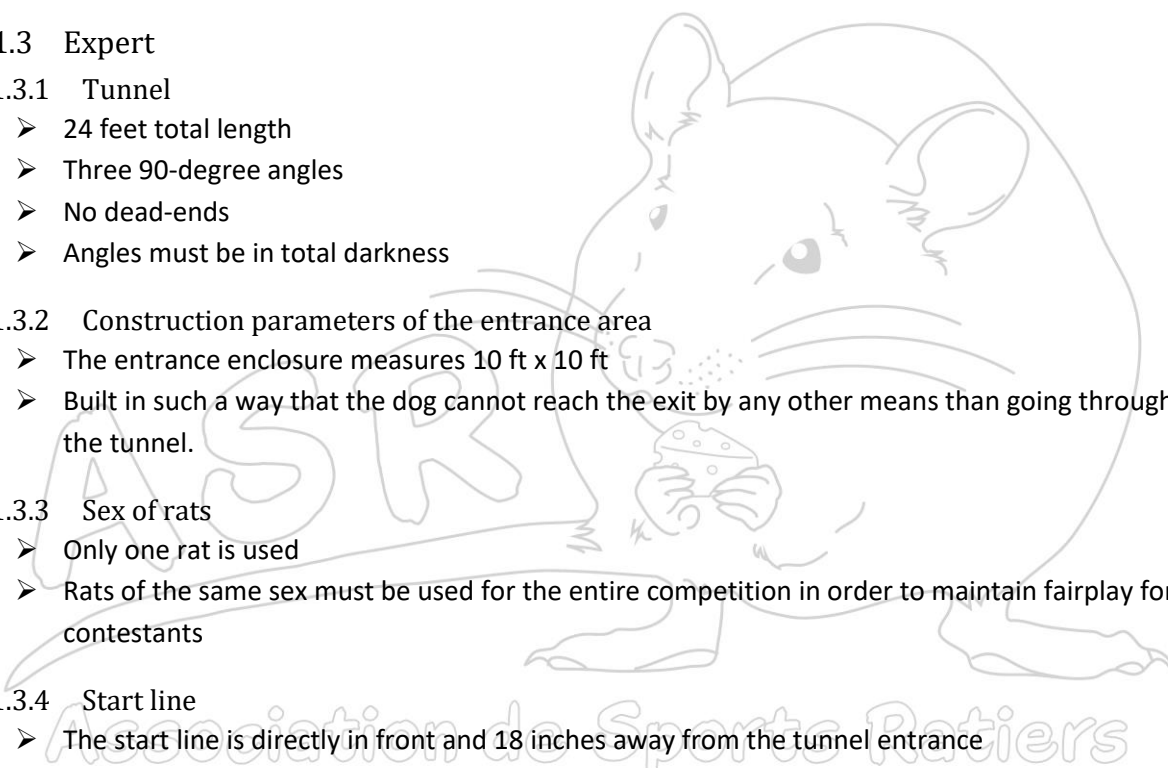
6.1.3.5 Tunnel entrance and exit

- Once released, the dog cannot back out of the tunnel.
- At no time can the handler cross the start line without the judge's authorization. The handler can not talk nor point to the tunnel entrance.

6.1.4 6.1.4 Champion

6.1.4.1 Tunnel

- 24 feet total length
- Three 90-degree angles
- No dead-ends
- Angles must be in total darkness



6.1.4.2 Construction parameters of the entrance area

- The entrance enclosure measures 12 ft x 12 ft
- Built in such a way that the dog cannot reach the exit by any other means than going through the tunnel.

6.1.4.3 Sex of rats

- Only one rat is used
- Rats of the same sex must be used for the entire competition in order to maintain fairplay for all contestants

6.1.4.4 Start line

- The start line is 24 inches away from the tunnel entrance and at a 90-degree angle to the tunnel entrance

6.1.4.5 Tunnel entrance and exit

- Once released, the dog cannot back out of the tunnel.
- At no time can the handler cross the start line without the judge's authorization. The handler can not talk nor point to the tunnel entrance.

6.1.5 6.1.5. Grand Champion

6.1.5.1 Tunnel

- 28 feet total length
- Four 90-degree angles
- One dead-end
- Angles must be in total darkness

6.1.5.2 Construction parameters of the entrance area

- The entrance enclosure measures 15 ft x 15 ft
- Built in such a way that the dog cannot reach the exit by any other means than going through the tunnel.

6.1.5.3 Sex of rats

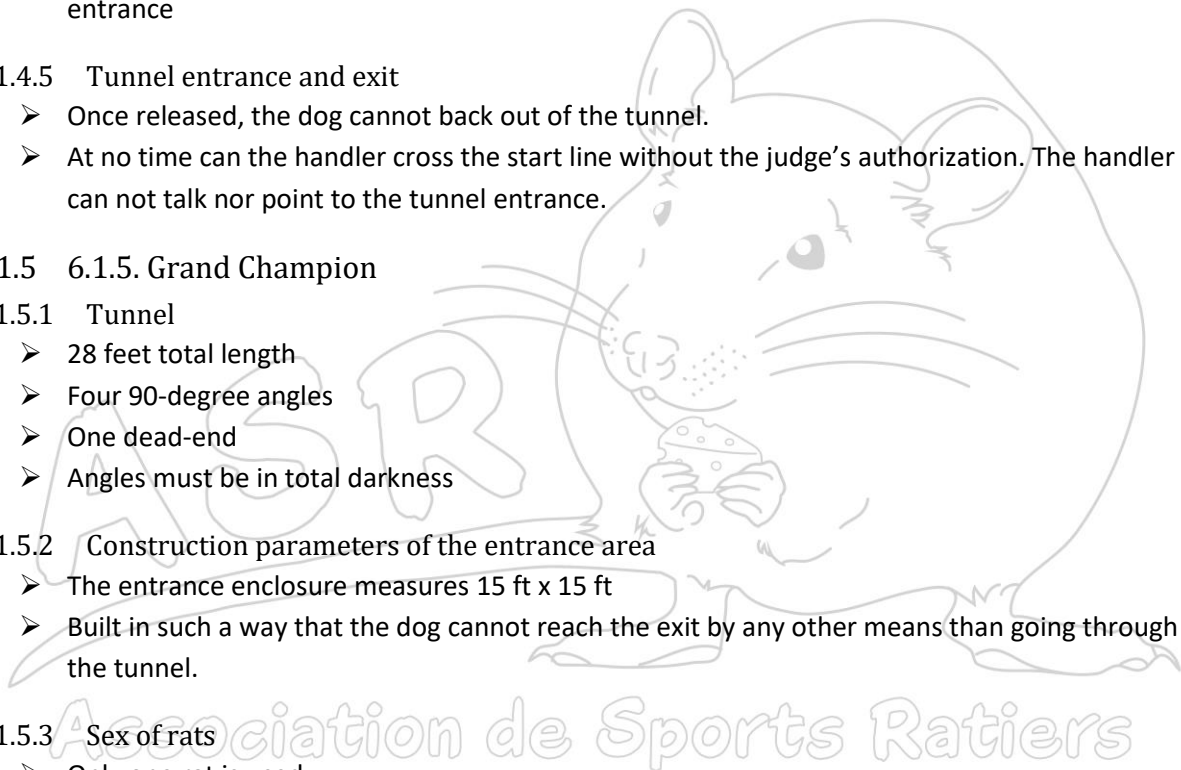
- Only one rat is used
- Rats of the same sex must be used for the entire competition in order to maintain fairplay for all contestants

6.1.5.4 Start line

- The start line is 48 inches away from the tunnel entrance and at angle from the tunnel entrance. Angle is at judge's discretion.

6.1.5.5 Tunnel entrance and exit

- Once released, the dog cannot back out of the tunnel.
- At no time can the handler cross the start line without the judge's authorization. The handler can not talk nor point to the tunnel entrance.



6.2 Regulations for all levels

6.2.1 Tunnels

- The interior must measure 10 feet x 10 feet (+/- 1 inch)
- Built out of opaque and solid material, preferably wood, well sanded and free of any splinters or sharp cuts.
- The interior must be smooth.
- Made of panels on three sides and solidly joined
- Junction boxes or joints must be opaque and solid enough to not move during a run.
 - If the joints are not completely opaque other materials can be used to obtain complete darkness such as blankets, hay etc.
- The end of the tunnel must have an exit trap of 12 inches minimum attached to the tunnel with hinges and a latch.
- The end of the tunnel must be closed off with solid PVC tubes or replaceable wooden pegs.
- Can be taken apart in sections of 3, 4, 5, 6, 7 or 8 feet
- Set on a non-slip surface that will not change texture during the competition and produce none or very little dust.

6.2.2 The course

6.2.2.1 Angles

The 90-degree angles must always be placed leading away from the entrance area.

6.2.2.2 Dead end

In Grand Champion, the course must include one dead-end. The dead-end cannot be longer than one section (3 to 8 feet). The end of the dead-end must be closed and opaque.

6.2.2.3 Visibility of the rat

The rat cage must not be visible from the start line enclosure. If necessary, a blind must be erected around the tunnel exit to block the sight of the cage (bales, tarp, etc.)

6.2.3 Start line enclosure

- The start line must be enclosed as per the dimensions specified under each level. The area cannot be smaller than 5 feet x 5 feet.
 - Refer to the summary chart in the appendix
- The start end of the tunnel is within the enclosure by 1 to 3 feet.
- The start line must be well identified on the ground and must respect the distance to the tunnel entrance indicated in the rules of each level of the participant.
 - Refer to the summary chart in the appendix

6.2.4 Ring fence

- Minimum height 3 feet
- Made of material visible to the dog
- Anchored to the ground solidly enough so dogs cannot go under

6.2.5 Location of the rat cage

- At the tunnel exit
- Held by the judge who moves it slowly and non-stop and/or who makes noises to incite the dog to mark the rat for the prescribed time

6.2.6 Eligible dogs

- As stipulated in the General Rules and Regulations
- The dog must not be taller than 15 inches at the shoulder in order to navigate the tunnel safely
- In a sanctioned competition the dog must compete in its actual level.
- A dog competing in a sanctioned competition cannot compete (FEO) in the same competition

6.2.7 Entering the ring and releasing the dog

- The dog must be under control with or without leash
- For security reasons, the participant must wait at a safe distance from the gate for the previous team to leave the ring and for the judge and/or the gate to give the go-ahead before entering the ring
- The dog's nose must be behind the start line.

6.2.8 Identifying the location of the rat.

- The handler can give a release command and then must remain in the start box, neither talking nor making any sounds while the dog is in the tunnel. The handler must wait for the judge's authorization to leave the entrance area to retrieve his dog.
- The time starts as the dog is released.
- The time is stopped when the dog arrives, for the first time, at approximately 10 inches from the end of the tunnel.
- The dog can mark his find by barking, scratching and/or staring at the rat.

6.2.9 Exiting the tunnel

- When the judge announces that the allotted time is up, the handler must leave the exit area and retrieve his dog through the trap door at the end of the tunnel.
- The dog must be under control with or without leash while leaving the exit area.

Note: A protected area will be needed around the tunnel exit if the whole competing area is not secured by a fence.

6.3 Scoring parameters for all levels

6.3.1 Qualifying score

The team will merit a qualifying score when the dog:

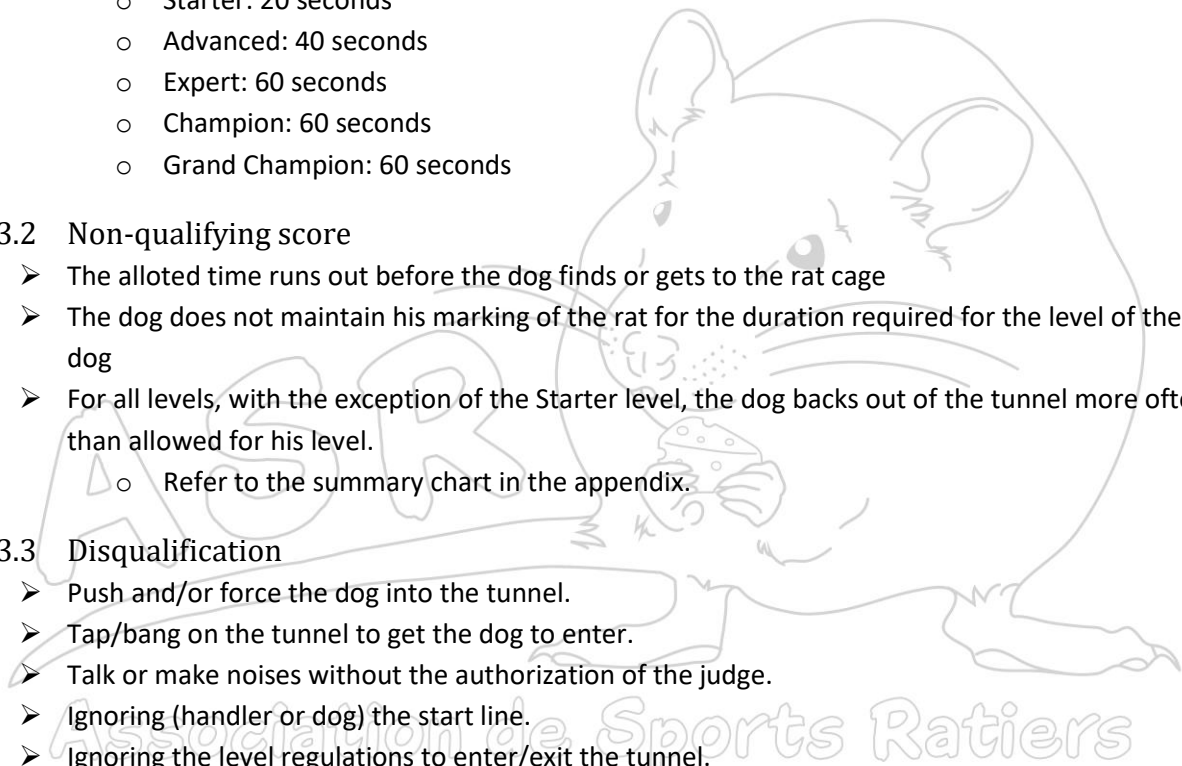
- Reaches the rat cage within the following allotted times
 - Starter: 36 seconds
 - Advanced: 32 seconds
 - Expert: 36 seconds
 - Champion: 36 seconds
 - Grand Champion: 40 seconds
- Maintains his marking for the following duration
 - Starter: 20 seconds
 - Advanced: 40 seconds
 - Expert: 60 seconds
 - Champion: 60 seconds
 - Grand Champion: 60 seconds

6.3.2 Non-qualifying score

- The allotted time runs out before the dog finds or gets to the rat cage
- The dog does not maintain his marking of the rat for the duration required for the level of the dog
- For all levels, with the exception of the Starter level, the dog backs out of the tunnel more often than allowed for his level.
 - Refer to the summary chart in the appendix.

6.3.3 Disqualification

- Push and/or force the dog into the tunnel.
- Tap/bang on the tunnel to get the dog to enter.
- Talk or make noises without the authorization of the judge.
- Ignoring (handler or dog) the start line.
- Ignoring the level regulations to enter/exit the tunnel.
- **Dog attacking the judge upon exiting the tunnel.**



7 RELAY

7.1 Enclosure details

The relay takes place in a brush hunt ring of Expert level and is made up artificially with bales of hay.

7.1.1 Construction parameters

7.1.1.1 Size of ring inside or outside

- 400 square feet
- Minimum of 15 feet in width

7.1.1.2 Equipment and materials

- 20 bales of hay
- Minimum of 5 stacks

7.1.1.3 Sex and number of rats

- 2 rats males and / or females are used. However, the choice of sex must remain the same throughout the competition or ensure fairplay to all competitors

7.2 Regulations

7.2.1 The start box

7.2.1.1 Quantity

- Two (2) distinct boxes

7.2.1.2 Placement

- Both boxes must be inside the ring
- Both boxes will be placed along the ring fence with a minimum distance of 5 feet between the two

7.2.1.3 Dimensions

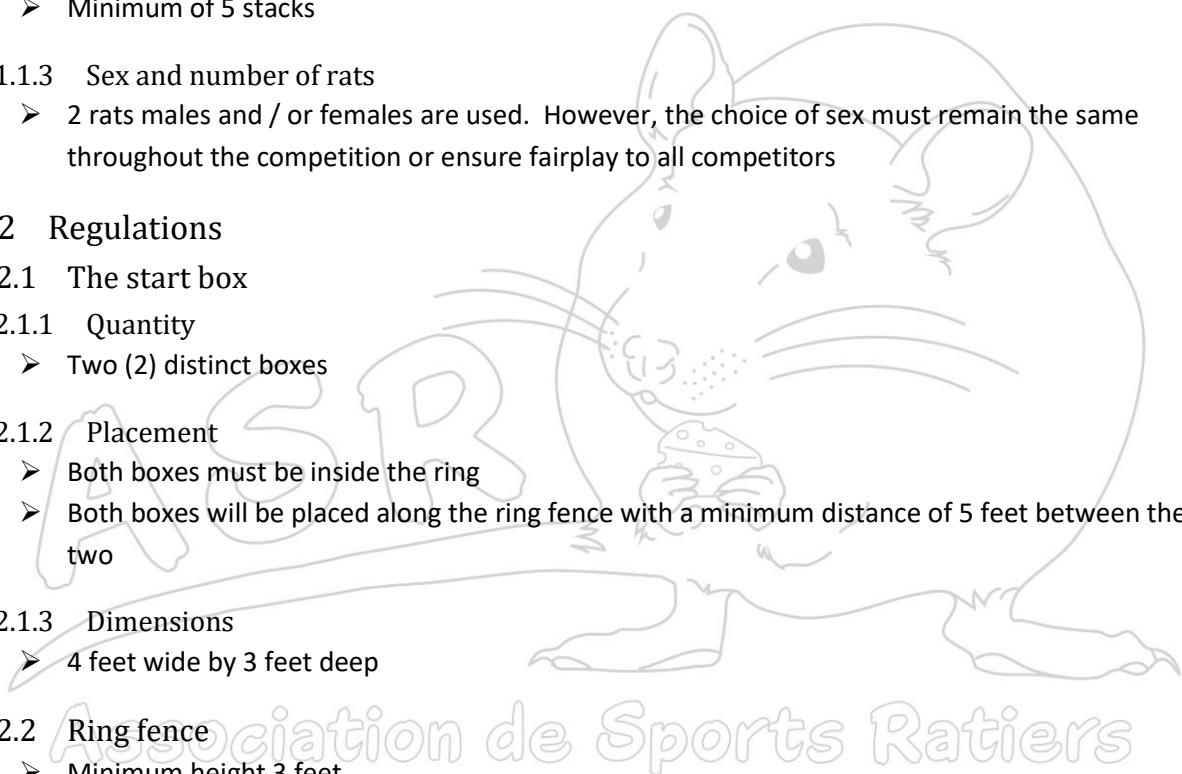
- 4 feet wide by 3 feet deep

7.2.2 Ring fence

- Minimum height 3 feet
- Made of material visible to the dog
- Anchored to the ground solidly enough so dogs cannot go under

7.2.3 Placement of rat tubes

- Both tubes are hidden, invisible to participant and dog
- The tubes cannot be located closer than 5 feet from a start box
- The tubes must be accessible to dogs of all sizes without the dog having to demolish the stack to reach the rat.
- The tubes remain in the same location for all teams
- The participants are aware of the location of the rats before entering the ring.



7.2.4 Eligible dogs

- As stipulated in the General Rules and Regulations
- Dogs of all levels can register in relay

7.2.5 Entering the ring

- Both teams (handler/dog) enter the ring at the same time. Each team takes position in one of the start boxes.
- The choice of start boxes and which dog will run first is up to the participating handlers
- The dog must be under control with or without leash when they are not actively hunting
- For security reasons, the participants must wait at a safe distance from the gate for the previous teams to leave the ring and for the judge and/or the gate to give the go-ahead before entering the ring

7.2.6 Praise and reward

- Upon confirmation by the judge that the rat has been identified, verbal and physical encouragements will be permitted but no treats or toys will be tolerated in the ring out of respect for the following contestants.
- Under no circumstance can the dog hunting be encouraged by any of the team partner.

7.2.7 Identifying the location of the rat(s)

- The participating teams have a total of 1 minute to find the both rats.
- Only the dog is allowed to enter the searching area. The handler is entitled to a start command and then must remain in the start box, **silently and without making any noise.**
- The judge stops the timer when he considers that the dog has clearly identified the location of the rat (a significant and continued change in behaviour where the rat is located or within 1 foot of the tube)
- When the timer is stopped, the handler must quickly retrieve his dog and return to his start box with his dog under control and let their relay partner know it's their turn.
- Found rat is removed from the ring during the relay of the teams
- The judge will signal when the following handler can release his dog. The timer is started as the dog leaves the start box
- The other team handler must remain silent while the dog is working
- Selection of the participating teams is up to the handlers
- A participant does not necessarily need to own the dog he handles as long as he can control the dog while in the ring
- The same dog cannot find both rats. **Each team must find a rat.**
- There will be no penalty if a dog finds the second rat in the time it takes to the handler to retrieve the dog. The judge will return the rat to the same location and make sure that it is properly hidden before allowing the release of the second dog
- The judge will mention the lapsed time at 30 seconds if the first dog still hasn't find a rat. The participants will then have the option to change team. The timer will not be stopped during the

transition. Security rules must still be applied, one dog at a time in the ring. Once a rat is found, if time allow, the first dog must be released again to try finding the other rat.

- This possibility of changing searching team is optional.

N.B. A dog cannot be on two different teams during the same staging because the locations of the rats remain the same for all teams. However, there could be several different stagings during the same event.

7.2.8 Leaving the ring

- When leaving the ring, dogs must be under control with or without leash

7.3 Scoring parameters

7.3.1 Qualifying score

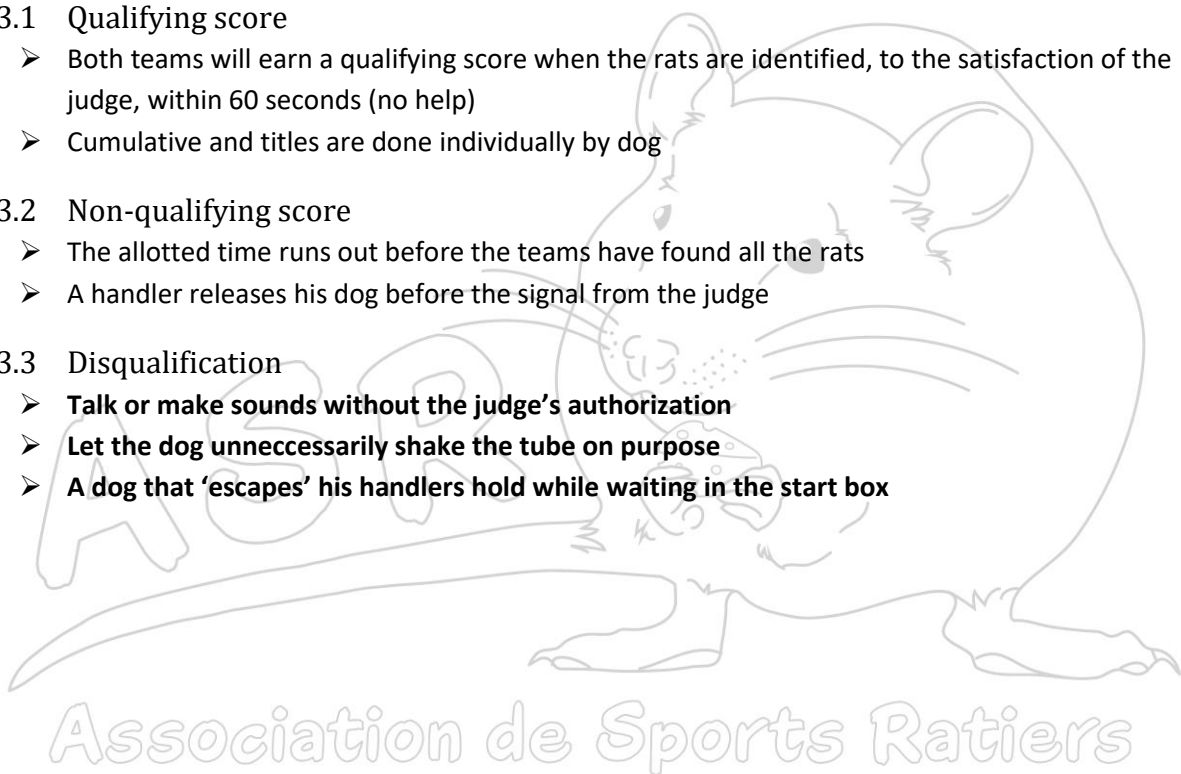
- Both teams will earn a qualifying score when the rats are identified, to the satisfaction of the judge, within 60 seconds (no help)
- Cumulative and titles are done individually by dog

7.3.2 Non-qualifying score

- The allotted time runs out before the teams have found all the rats
- A handler releases his dog before the signal from the judge

7.3.3 Disqualification

- **Talk or make sounds without the judge's authorization**
- **Let the dog unnecessarily shake the tube on purpose**
- **A dog that 'escapes' his handlers hold while waiting in the start box**



8 “4 BY 4”

8.1 Enclosure details

Similar to the relay, the “4 BY 4” takes place in a brush hunt ring of master level. It’s always made up artificially with bales of hay. The “4 BY 4” is similar to the relay but has 4 participating teams.

8.1.1 Construction parameters

8.1.1.1 Size of ring inside or outside

- 400 square feet
- Minimum of 15 feet in width

8.1.1.2 Equipment and materials

- 25 to 35 bales of hay
- A minimum of 6 stacks

8.1.1.3 Sex and number of rats

- 4 rats males and / or females. However, the choice of sex must remain the same throughout the competition to ensure fairplay to all competitors

8.2 Regulations

8.2.1 The start box

8.2.1.1 Placement

- Box must be inside the ring
- Can be anywhere but must have a minimum distance of 5 feet from hay stacks

8.2.1.2 Dimensions

- 4 feet wide by 3 feet deep

8.2.2 Ring fence

- Minimum height 3 feet
- Made of material visible to the dog
- Anchored to the ground solidly enough so dogs cannot go under

8.2.3 Placement of rat tubes

- 8 tubes are to be used
 - 4 with litter and 4 with rats
 - Litter consists of a piece of rag soaked in rat urine
 - Tube with rats have no litter
- All 8 tubes are hidden, invisible to participant and dog
- Tube locations can be on the ground or no higher than a bale of hay.
- Tubes cannot be located closer than 5 feet from the start box
- Tubes have to be accessible to dogs of all sizes without the dog having to demolish the stack to reach the rat.
- Tubes remain in the same location for all teams

- Participant are aware of the locations of the rats before entering the ring.

8.2.4 Eligible dogs

- As stipulated in the General Rules and Regulations
- Dogs of all levels can participate
- A competing dog cannot do a For Exhibit Only (FEO) hunt and a sanctioned hunt in the same competition
- A dog can not compete in more than one team in any given trial

8.2.5 Entering the ring

- The team members (dog/handler) take turns in the starting box.
- The team's order of passage is at the discretion of the participants.
- Team members who are not in the ring must wait outside the fence but at a distance of less than 5 feet.
- The dog must always be under control (with or without leash) when not searching.
- For security reasons, the participants must wait at a safe distance from the gate for the previous teams to leave the ring and for the judge and/or the gate to give the go-ahead before entering the ring

8.2.6 Praise and reward

- Upon confirmation by the judge that the rat has been identified, verbal and physical encouragements will be permitted but no treats or toys will be tolerated in the ring out of respect for the following contestants.
- Under no circumstance can the dog hunting be encouraged by any of the team partners.

8.2.7 Identifying the location of the rat(s)

- The participating teams have a total of 2 minutes to find all 4 rats.
- Only the dog is allowed to enter the searching area. The handler is entitled to a start command and then must remain in the start box, **silently and without making any noise.**
- The judge stops the timer when he considers that the dog has clearly identified the location of the rat (a significant and continued change in behaviour where the rat is located or within 1 foot of the tube)
- When the timer is stopped, the handler must quickly retrieve his dog and leave the ring with his dog under control and let the following participating team member enter.
- Found rat is removed from the ring during the relay of team members
- The judge will signal when the following handler can release his dog. The timer is started as the dog leaves the start box
- The other team members must remain silent while a dog is working
- Selection of the participating teams is up to the handlers
- A participant does not necessarily need to own the dog he handles as long as he can control the dog while in the ring
- The same dog cannot find more than one rat. **Each team member must find a rat.**

- There will be no penalty if a dog finds a second rat in the time it takes to the handler to retrieve the dog. The judge will return the rat to the same location and make sure that it is properly hidden before allowing the release of the next dog
- The judge will mention the lapsed time every 30 seconds if the dog in the ring still hasn't find a rat. The participants will then have the option to change team. The timer will not be stopped during the transition. Security rules must still be applied, one dog at a time in the ring. This possibility of changing team is optional and can be done only once.
- If the allotted time runs out and not all 4 rats have been found, the team must leave the ring and other members will not have the opportunity to compete.

8.2.8 Leaving the ring

- When leaving the ring, dogs must be under control with or without leash

8.3 Scoring parameters

8.3.1 Qualifying score

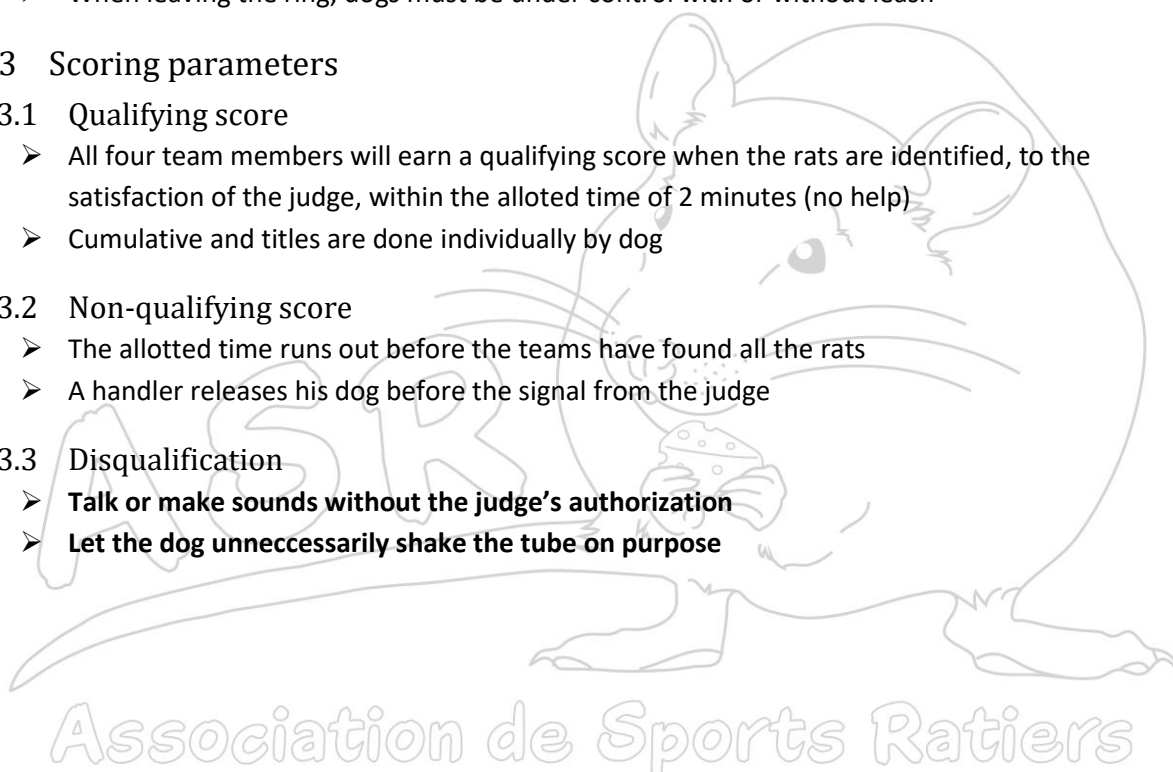
- All four team members will earn a qualifying score when the rats are identified, to the satisfaction of the judge, within the allotted time of 2 minutes (no help)
- Cumulative and titles are done individually by dog

8.3.2 Non-qualifying score

- The allotted time runs out before the teams have found all the rats
- A handler releases his dog before the signal from the judge

8.3.3 Disqualification

- **Talk or make sounds without the judge's authorization**
- **Let the dog unnecessarily shake the tube on purpose**



9 COMBO

9.1 Enclosure details

The Combo combines the difficulties of the barn and the brush style hunts. It takes place in a brush hunt ring of master level and made up artificially with bales of hay.

9.1.1 Construction parameters

9.1.1.1 Size of ring inside or outside

- 400 square feet
- Minimum of 15 feet in width

9.1.1.2 Equipment and materials

- 25 to 35 bales of hay
- One station of 8 to 10 bales set in a straight line on two levels (barn style)
- A minimum of 5 stacks (brush style)

9.1.1.3 Sex and number of rats

- 3 rats males and / or females. However, the choice of sex must remain the same throughout the competition to ensure fairplay to all competitors

9.2 Regulations

9.2.1 The start box

9.2.1.1 Placement

- The box must be inside the enclosure
- At minimum of 5 feet from any hay stack

9.2.1.2 Dimensions

- 4 feet wide by 3 feet deep

9.2.2 Displacement Boxes

9.2.2.1 Placements

- Both boxes must be inside the enclosure

9.2.2.2 Dimensions

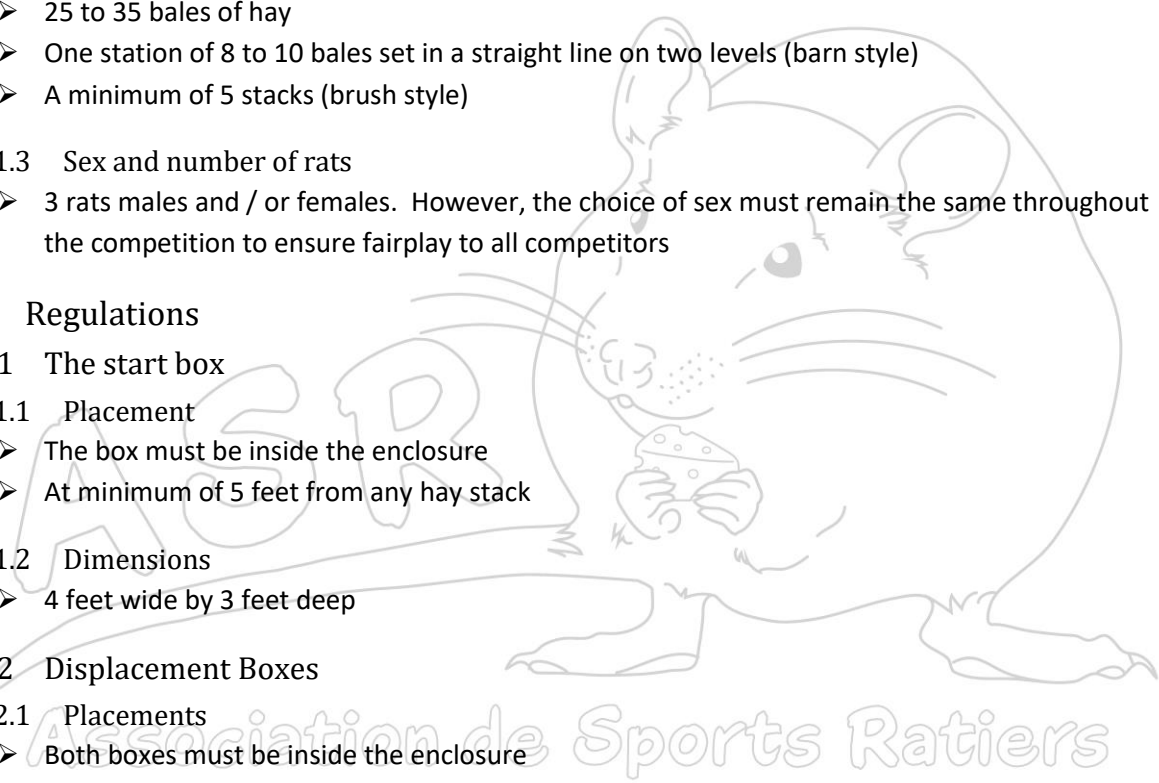
- 2 feet wide by 2 feet deep

9.2.3 Enclosure fence

- Minimum height 3 feet
- Made of material visible to the dog
- Anchored to the ground solidly enough so dogs cannot go under

9.2.4 Placement of rat tubes

- 9 tubes are to be used
 - 6 with litter and 3 with rats



- Litter is a piece of rag soaked in rat urine
- Tubes with rat have no litter
- Barn section:
 - Tubes must be visible and the front of the tubes must be imbedded 2 inches from the front of the bales.
 - Tubes must be placed not higher than a haystack
 - Tubes must be spread over two levels (on the ground and on the top of the first row of haystacks).
 - Tubes must always be anchored
- Brush section:
 - Tubes are completely hidden from sight.
 - Tubes must be accessible for all sizes dogs. Dog must be able to reach the tubes without having to destroy stacks.
 - Tubes are placed on the ground or in height, on a haystack, hidden between the bales and covered with hay
- Participants do not know the location of the tubes before entering the ring.
- Tubes with rats can be hidden in the barn and/or the brush section at the judge's discretion

9.2.5 Eligible dogs

- As stipulated in the General Rules and Regulations
- Dogs of all levels are eligible to participate

9.2.6 Entering the ring

- The dog must be under control with or without leash
- For security reasons, the participant must wait at a safe distance from the gate for the previous team to leave the ring and for the judge and/or the gate to give the go-ahead before entering the ring

9.2.7 Praise and rewards

- Upon confirmation by the judge that the rat has been found, verbal and physical encouragements will be permitted but no treats or toys will be tolerated in the ring out of respect for the following teams.

9.2.8 Identifying the location of the rats

- The team has 75 seconds to find the rats.
- The timer starts when the dog steps out of the start box
- The handler can move twice during the allotted time
 - At the same time as the dog leave the start box
 - While the dog is working

Important: Only one move of each type is allowed. If the handler does the same type of move twice, the team is eliminated and must leave the ring immediately

- The handler must keep quiet and make no sound while the dog search.

- In the barn section, it is up to the handler to signal the judge that his dog has found a rat by clearly saying “RAT” and / or by raising his arm/hand to stop the time.
- The judge will confirm if the right tube has been identified, if not, the judge will clearly say ‘NO’ and the countdown will continue. The participant can use up all the allotted time but will not have a qualifying run.
- In the brush section the judge stops the timer when he considers that the dog has clearly identified the location of the rat (significant and sustained change in behavior of the dog at the location - proximity (less than 1 foot) of the rat).
- After confirmation that the dog has indeed found a rat, the handler must regain control of their dog and return to the start box while the tube with the rat is removed from the ring. The handler must wait for the signal (OK) from the judge to release his dog to find the next rat.
 - The timer is stopped as soon as a rat is identified and starts again when the dog is released
 - If the dog finds another rat while the timer is stopped, this find does not count. The handler must still return his dog to the start box and wait for the signal (OK) from the judge to release his dog. The dog must then go back to find the next rat.
 - The handler can give the dog a verbal command when releasing his dog.
 - **Handler who lose control for their dogs while the rat is being removed from the ring is automatically disqualified.**
- In the event the qualifying time has run out before the dog has located all the rats, the participant must retrieve his dog and leave the ring immediately without letting his dog find the remaining rats(s)

9.2.9 Leaving the ring

- When leaving the ring, the dog must be under control with or without leash

9.3 Scoring parameters

9.3.1 Qualifying score

- The team will have qualified when they have correctly identified the location of all the rats, to the judge's satisfaction, within the allotted time of 75 seconds.

9.3.2 Non-qualifying score

- The allotted time runs out before the team has found all the rats
- A handler releases his dog before the signal from the judge
- A handler identifies a tube with no rat

9.3.3 Disqualification

- **Talk or make sounds without the judge's authorization**
- **Let the dog unnecessarily shake the tube on purpose**
- **Participant who moves twice the same way**

10 CHALLENGE

10.1 Enclosure details

The Challenge is similar to the barn hunting at the excellent level with the added difficulty of not knowing how many rats are hidden. This hunt always takes place in an artificial environment (hay stacks).

10.1.1 Construction parameters

10.1.1.1 Size of the ring indoor or outdoor

- 400 square feet
- Minimum of 15 feet in depth

10.1.1.2 Equipment and materials

- 25 to 35 bales of hay stacked up to 3 levels depending on the configuration chosen
- Possible configurations:
 - Double "L"
 - Double "U"
 - Three straight lines on three sides of the ring

10.1.1.3 Sex and quantity of rats

- 3 to 5 rats, males and/or females. However, the choice of sex must remain the same throughout the competition to ensure fairplay to all competitors.

10.1.1.4 Tube placement

- 8 tubes are to be used
 - 5 to 3 with litter and 3 to 5 with rats
 - Litter is a piece of rag soaked in rat urine
 - Tube with rats have no litter
- Tubes must be visible and the front of the tubes must be imbedded a minimum of 2 inches from the front of the bales.
- Tubes must be placed not higher than a haystack
- Tubes must be spread over two levels (on the ground and on the top of the first row of haystacks) and spread on all sides of the selected configuration.
 - The rats can be on the ground, in height or a mix of both level.
- Tubes must always be anchored
- The competing team does not know where the rat are

10.2 Regulations

10.2.1 The start box

10.2.1.1 10.2.1.1 Placement

- The box must be inside the enclosure

10.2.1.2 Dimensions

- 4 feet wide by 3 feet deep

10.2.2 Enclosure fence

- Minimum height 3 feet
- Made of material visible to the dog
- Anchored to the ground solidly enough so dogs cannot go under

10.2.3 Placement of rat tubes

- As previously stated in the area specifics
- To be changed regularly between competing teams to ensure competitors do not know the placements of the rat tubes

10.2.4 Eligible dogs

- As stipulated in the General Rules and Regulations
- A competing dog cannot do a For Exhibit Only (FEO) hunt and a sanctioned hunt in the same competition

10.2.5 Entering the ring

- The dog must be under control with or without leash
- For security reasons, the participant must wait at a safe distance from the gate for the previous team to leave the ring and for the judge and/or the gate to give the go-ahead before entering the ring

10.2.6 Praise and rewards

- Upon confirmation by the judge that the rat has been found, verbal and physical encouragements will be permitted but no treats or toys will be tolerated in the ring out of respect for the following teams.

10.2.7 Identifying the location of the rats

- The tubes are hidden between the haystacks, visible to the participant and the judge.
- The participant and his dog enter the ring together.
- The team has 90 seconds to find the rats.
- The participant must remain silent and must not make any noise. He can accompany his dog. If the participant decides to accompany his dog, he must stay behind (follow) or at the height of his dog. In no case can he steer his dog or bait him by waiting near the tubes. Such behavior on the part of the participant will result in disqualification.
- It is the participant's responsibility to tell the judge that his dog has found the rat by clearly saying "RAT" and / or raising a hand to stop time.
- The judge will confirm if the correct tube is identified otherwise he will say "NO" and the time will continue; the participant can continue until the maximum time but will not be qualified
- After confirming that the rat is in the identified tube, the handler must regain control of their dog and return to the start box while the tube with the rat is removed from the ring. The handler must wait for the judge's OK before releasing his dog to find the next rat.
 - Time stops as soon as a rat is found and starts again when the dog is released

- If the dog finds another rat while the time is stopped, this find does not count. The participant must still bring his dog back into the predetermined space and wait for the judge's OK to release his dog. He must then return to mark the next rat.
- The participant has the right to give a verbal command when he releases his dog
- **Any loss of control of the dog while the rat is being removed leads to automatic disqualification**
- The handler will be disqualified if he ever touches his dog or a tube during the qualifying time of the hunt.
- When the handler decides that all the rats have been identified, he must signal the judge that the hunt is finished. The judge will confirm if all the rats have been found. If one or more rats are still left, the judge will indicate where the remaining rats are located to let the handler help his dog 'find' the rat(s) before leaving the ring but the team will not have a qualifying score.

10.2.8 Leaving the ring

- When leaving the ring, the dog must be under control with or without leash

10.3 Scoring parameters

10.3.1 Qualifying score

- The team will have qualified when the participants have correctly identified the location of all the rats, to the judge's satisfaction, within the allotted time of 90 seconds.

10.3.1.1 Ranking criteria

- Since the number of rats to locate will vary within the same event and to be fair for all participants, the final ranking will be based on the average time taken to find each rat; the calculation will be total time to find all rats divided by the total number of rats to be identified.

10.3.2 Non-qualifying score

- The allotted time runs out before the team has found all the rats
- A handler releases his dog before the signal from the judge (5-second penalty)
- A handler identifies a tube with no rat
- A handler incorrectly identifies that all the rats are found

10.3.3 Disqualification

- **Touching the dog or the tube while in the ring without the authorization of the judge**
- **Talk or make noise without the judge's permission**
- **Participant who voluntarily lets his dog shake the tube unnecessarily**
- **Lost control of the dog while the rat is removed from the ring**
- **Any misconduct or unsportsmanlike behavior**

11 WELFARE AND SECURITY OF THE RATS

11.1 Welfare of the rats during a trial

- The organising body must know the origins of the rats selected for all trials.
- Each and every rat must have been trained and must not show any sign of stress while in the tube.
- A rat showing any sign of stress must be removed for the entirety of the competition.
- A transport cage must be made available and used to give the rats sufficient rest periods.
- During their rest periods, the rats must be placed in a quiet area not accessible to dogs.
- During their rest periods, the rats must have water and food at their disposal.
- It is forbidden for competitors to approach the rats during their rest period especially with a dog. People who do so could be disqualified with no refund.
- A rat cannot be used for more than an hour at the time and the interval could be less depending on the level and/or intensity of the dogs.
- Each rat must have a minimum of 30-minute rest periods between working sessions.
- Depending on the health of the rat, retirement of the rat is between 18 months to 2 years of age.
- The health and wellbeing of the rat is always the first and foremost concern during a competition
- While in the ring, rats are kept in metallic cages or in PVC tube resistant to dogs.
- At no time should there be direct contact between the rats and the dogs
- The tubes used for the rats must be cleaned thoroughly before every competition

11.2 Tubes recognized by the Association de sports ratiers




11.2.1 Material necessary in the making of an official tube for ratting sports

- 1 length of straight pvc pipe 4 inches in diameter and 10 inches long
- 1 drain cap of 4 inches
- 1 seethrough cap PVC / BNQ 4 inches
- 1 anchoring adaptor PVC/ BNQ 4 inches

11.3 Making the tube


11.3.1 The PVC tube

- 5 rows of holes will be drilled around the tube.
- Each row will be spaced about 6 centimeters apart.
- Each row will have 4 holes spaced about 3 centimeters apart.
- The diameter of the bit used to drill the holes is 9/32




11.3.2 Seethrough cap

- The seethrough cap will be pierced with 12 holes, 4 in the center and 8 along the edge
- The diameter of the bit used to drill the holes is 1/4



11.3.3 Opening cap

- Each cap must have an anchor to allow the tube to be fixed during the competitions.
- A PVC glue is used to glue the pieces and a light sanding is recommended for a better adhesion between the pieces.



12 SPECTATOR'S CODE OF CONDUCT

- A 'spectator' is considered as any person who is not participating in the competition and any competitor waiting their turn.
- Before interacting with a dog, permission must be obtained from the dog handler. This rule is especially important for children.
- Children (under 14 years old) must be accompanied by a responsible adult
- Spectators can sit or stand around the enclosure but must not be closer than 10 feet on all sides and must not block easy access to the enclosure
- Spectators can be accompanied by their dog as long as they are calm and quiet
- Out of respect for the competing teams, noisy dogs must be kept a minimum of 15 feet from the enclosure
- It is forbidden for spectators to help the competing team with comments, remarks and/or gestures that could help them locate the rat(s)
 - Officials reserve the right to ask a participant to restart a run if they consider that he has received help from a spectator.

The officials reserve the right to give a warning or expel any and all spectators who disturb the proceedings of the competition.



13 ROLE AND RESPONSIBILITIES OF OFFICIATING PERSONNEL

A judge is a person accredited as such by the ASR, able to do the duties of a judge during an event sanctioned by the ASR. A judge is an ambassador representing the ASR, as well as its philosophy and its values, both inside and around the ring.

13.1 Judge

To be accredited as a judge by the ASR, interested parties must

- Attend a training seminar for judges which includes theoretical and practical components.
- Successfully complete the entire training program
- Receive the Association de Sports Ratiers' accreditation
- Obtain the ASR accreditation number

13.1.1 General admission requirements

To be admissible as a candidate for the judges' training program with the ASR, the candidate must

- Be 18 or over on the first day of the clinic for judges
- Have been an active in ratting sports activities. This includes, but is not limited to, participation as a competitor, demonstrating a commitment to the sport by being a regular volunteer during practice or during sanctioned competitions, etc.
- Being physically able to perform the tasks of a judge. These tasks include, but are not limited to, moving haystacks during the construction of the events, standing for extended periods of time, moving to be in a position to clearly see each dog as it moves through the enclosure.

In order to maintain an ASR judge accreditation and number, a judge will have to take regular refresher courses to keep abreast of the evolution of the regulations for his entire career as a judge.

A judge must know the rules and apply them according to the rule book. Otherwise, the judge will receive a warning from the ASR. Following a second warning, a disciplinary measure will be applied (to be determined according to the derogation).

Because a judge has final say on all proceedings inside the enclosure, he must be neutral and impartial at all times. He must respect the dogs and humans in all circumstances.

If a complaint is made against a judge, a warning may be issued by the ASR.

It is the judge's responsibility to ensure, before each level of a competition, that the enclosures are set according to the rules and that all is secure for dogs and humans.

A judge must make sure that the competitors are aware and understand the regulations for the game in which they are about to participate. It is the judge's responsibility to make certain that all regulations are respected for all levels.

A judge must guarantee the maintenance and uniformity of playing times for all competitors, all different games and for all levels of expertise. No competitor should be favored or disadvantaged as to his playtime.

It is the judge's responsibility to maintain order in the enclosure and within a 15-foot distance from the enclosure to ensure the well-being and enjoyment of the competitors and for the security of the judges and assistant judges officiating the trial.

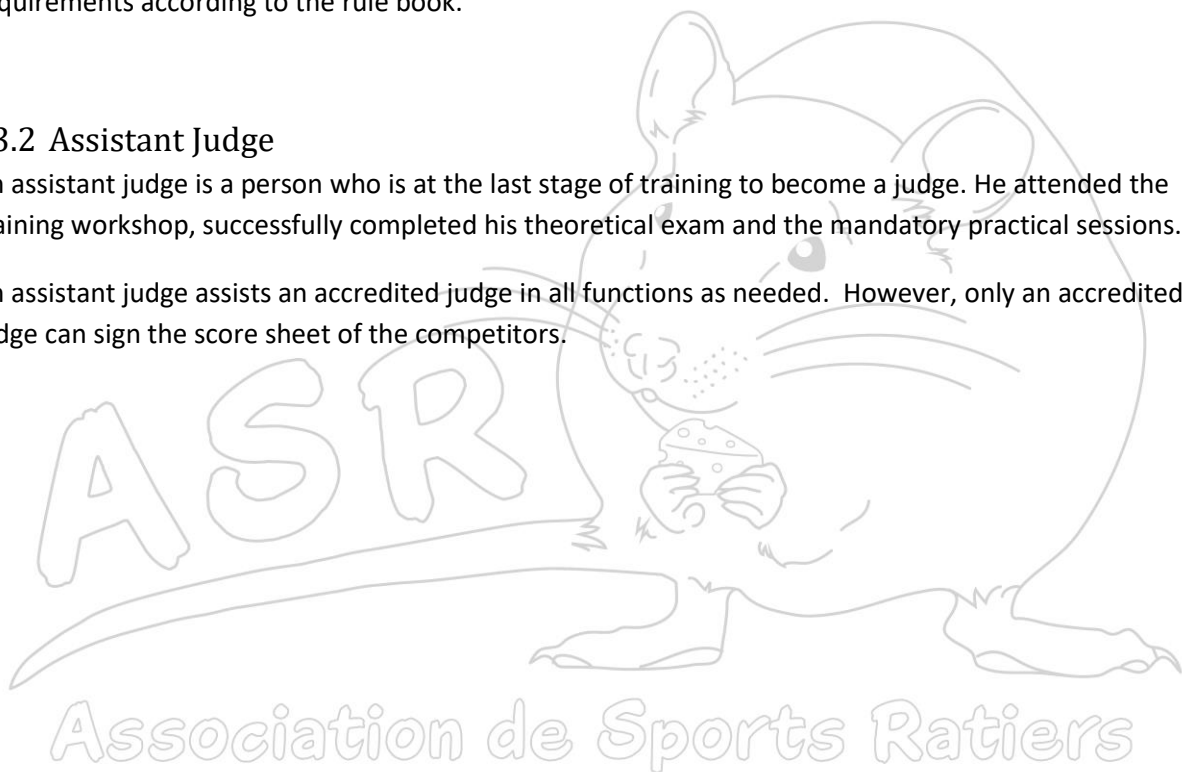
The judge must verify that all the final score sheets are filled correctly and signed by the officiating judge.

The officiating judge has the right to not sanction a competition if the organizing club does not meet the requirements according to the rule book.

13.2 Assistant Judge

An assistant judge is a person who is at the last stage of training to become a judge. He attended the training workshop, successfully completed his theoretical exam and the mandatory practical sessions.

An assistant judge assists an accredited judge in all functions as needed. However, only an accredited judge can sign the score sheet of the competitors.



14 STEPS TO HAVING A SANCTIONNED TRIAL

In order to have an ASR sanctioned trial the club organizing the event must:

- Be accredited by the ASR
- Be knowledgeable and respect the rules and regulations of the ASR and apply them without exception
 - These rules have been established to ensure the well being and security of all participants: humans, dogs and rats.
- Register their event with the ASR within a reasonable delay, minimum of 8 weeks prior. This delay enables the ASR to advertise the event on it's Facebook page and validate that the selected judges are in good standing with the ASR.

It is the responsibility of the organizing club to:

- Have the necessary documents for the accredited judges working the event
 - Score sheet
 - Results compilation sheet
- Ensure all ribbons and/or rosettes (Q's, placement, titles, etc.) are prepared and have the ASR official logo
- Hire judges duly accredited by the ASR
- If applicable, ensure the assistant judges are also in good standing
- Register all trial participants with their dog's ID number to ensure they are members of the ASR.
- Gather all information pertinent to the maintenance of the results database for each dog / member. (necessary forms are available from the ASR)
- Send to the ASR, within a week following the event a copy of the score sheets and compilation sheet (digital or paper format)
- Supply or acquire all necessary equipment
 - To minimize risks of injury to the dogs, it is NOT recommended to use straw. It is highly recommended to use bales of hay safely tied with string not metal wire.

ANNEXES

Appendix A – Titles Flowchart

TITLES CHART

Barn style hunting

Instinct (ICGR)
Novice (NCGR) 3 Q
Advanced (ACGR) 4 Q
Expert (ECGR) 5 Q
Champion (ChCGR) 7 Q champion level
Grand champion (GChCGR) 8 Q grand champion level
Excellent (CGRX) 10 Q excellent level
Excellent bronze (CGRXBr) 15 Q excellent level
Excellent silver (CGRXAr) 20 Q excellent level
Excellent gold (CGRXOr) 25 Q excellent level
Outstanding hunter (CEmCGR) 30 Q excellent level

Brush style hunting

Instinct (ICBR)
Novice (NCBR) 3 Q
Advanced (ACBR) 4 Q
Expert (ECBR) 5 Q
Champion (ChCBR) 7 Q champion level
Grand champion (GChCBR) 8 Q grand champion level
Excellent (CBRX) 10 Q excellent level
Excellent bronze (CBRXBr) 15 Q excellent level
Excellent silver (CBRXAr) 20 Q excellent level
Excellent gold (CBRXOr) 25 Q excellent level
Outstanding hunter (CEmCBR) 30 Q excellent level

Go-to-ground

Instinct (ICTA)
Novice (NCTA) 3 Q
Advanced (ACTA) 4 Q
Expert (ECTA) 5 Q
Champion (ChCTA) 7 Q champion level
Grand champion (GChCTA) 8 Q grand champion level
Excellent (CTAX) 10 Q excellent level
Excellent bronze (CTAXBr) 15 Q excellent level
Excellent silver (CTAXAr) 20 Q excellent level
Excellent gold (CTAXOr) 25 Q excellent level
Outstanding hunter (CEmCTA) 30 Q excellent level

TITLES CHART (GAMES)

Relay	Combo	4 by 4	Challenge
Ratting dog sport relay (RE) 2 Q	Ratting dog sport combo (CO) 2 Q	Ratting dog sport 4 by (4par4) 2 Q	Ratting dog sport challenge (DE) 2 Q
Relay bronze (REBr) 5 Q	Combo bronze (COBr) 5 Q	4 by 4 bronze (4par4Br) 5 Q	Challenge bronze (DEBr) 5 Q
Relay silver (REAr) 10 Q	Combo silver (COAr) 10 Q	4 by 4 silver (4par4Ar) 10 Q	Challenge silver (DEAr) 10 Q
Relay gold (REOr) 20 Q	Combo gold (COOr) 20 Q	4 by 4 gold (4par4Or) 20 Q	Challenge gold (DEOr) 20 Q
Relay outstanding hunter (REEm) 40 Q	Combo outstanding hunter (COEm) 40 Q	4 by 4 outstanding hunter (4par4Em) 40 Q	Challenge outstanding hunter (DEEm) 40 Q



Annex B – Summary tables

BRUSH STYLE HUNTING		INSTINCT	NOVICE	ADVANCED	EXPERT	CHAMPION/ GRAND CHAMPION	EXCELLENT
Enclosure size (indoor/outdoor) ft²		200	200	300	400	400 / 600	400 / 600
Minimal enclosure width (feet)		10	10	10	10	10 / 20	10 / 20
Number of hay bales Indoor and exterior artificial		8	8	12	20	20	24
Number of stacks Indoor and exterior artificial		1	1	2	5	5	6
Number of tubes		1	1	1	1	2	3
Number of rats		1	1	1	1	2	3
Maximum tube height		on ground	on ground	on ground	on ground	on ground	on ground or hay bale
Time without talking in the starting box (sec)		60	60	60	60	60	80
Time without talking or pointing with the dog (sec)		20	20	10	0	0	0
Maximum time to "Q" (sec)		80	80	70	60	60	80
Additional time to complete search without Q (sec)		40	40	50	60	60	40

NOTE:

Starting box must be at least 5 feet from any stack

Outside, in natural environment, use branches, leaves, brush, rocks, holes etc. depending on the area

RELAY

Same set-up as **EXPERT** brush style hunting with **2** starting boxes



BARN STYLE HUNTING		INSTINCT	NOVICE	ADVANCED	EXPERT	CHAMPION/ GRAND CHAMPION	EXCELLENT
Enclosure size ft2		200	200	300	400	400	400
Minimal enclosure width (feet)		10	10	10	10	15	15
Hay bales number		8	8	12	20	20	25-35
Hay bales set-up		"I"	"I"	"I"	"L"	"U"	"T" "H" "UU"
Minimum height (stacking) of hay bales		2	2	2	3	3	3
Total number of tubes		3	3	4	6	7	8
Number of clean/odorless tubes		1	1	1	0	0	0
Number of tubes with litter		1	1	2	4	5	5
Number of tubes with rats		1	1	1	2	2	3
Maximum tube height		on ground	on ground	on ground	hay bale	hay bale	hay bale
Minimum number of tubes in height		0	0	0	on ground and/or hay bale	on ground and/or hay bale	on ground and/or hay bale
Location of tubes with rats		on ground	on ground	on ground	on ground or hay bale	on ground or hay bale	on ground or hay bale
Tubes depth in hay bales		Protrude 1 in.	Protrude 1 in.	Flush	Embedded 2 in.	Embedded 2 in.	Embedded 2 in.
Visibility of tubes		visible	visible	visible	visible	visible	visible
Searching time without talking/pointing (sec)		30	30	45	60	75	80
Additional time talking/pointing (sec)		60	60	45	30	15	10
Maximum time to "Q" (sec)		90	90	90	90	90	90
Additional time to complete search without Q (sec)		30	30	30	30	30	30

NOTE:

"U" shape must be at least 12 pi./width. "T" shape is a double "L" back-to-back with tubes on each side

GO-TO-GROUND	INSTINCT	NOVICE	ADVANCED	EXPERT	CHAMPION	GRAND CHAMPION
Distance start line / tunnel entrance (inches) and position	6" in front	6" in front	12" in front	18" in front	24" away and 90 degree entry angle	48" away and entry angle at judge's discretion
Minimum enclosure size at the tunnel entrance (feet)	5 x 5	5 x 5	5 x 5	10 x 10	12 x 12	15 X 15
Total length of the tunnel (feet)	12	12	16	24	36	48
Number of 90 degrees turn	1	1	2	3	3	4
Number of dead ends	0	0	0	0	0	1
Marking time required for a "Q" (seconds)	20	20	40	60	60	60
Number of times the dog can go out and re-enter the tunnel	infini	infini	1	0	0	0
Maximum time to reach the rat cage	36	36	32	36	36	48

ATTENTION: no tunnel winding, the rat cage must remain away from the tunnel entrance
In Instinct / Novice the handler can touch his dog to re-align the dog to the tunnel entrance but not for the other levels



	Relay	Combo	4 BY 4 *	Challenge
Starting box	2	1 starting of 4' x 3' displacement of 2'x2'	1	1
Enclosure size (indoor / outdoor) ft2	400	400	400	400
Enclosure minimal width (feet)	15	15	15	15
Number of Haystacks Indoor and Outdoor Artificial	20	25 à 35	25 à 35	25 à 35
Number of stations Indoor and Outdoor Artificial	minimum 5	5 stacks minimum with 1 straight line of 2 levels done with 8-10 bales and 5 stacks or +	minimum 6	double U or double L or 3 separate lines
Number of tubes	2	9	8	8
Number of rats	2	3	4	3 à 5
Number of tubes with litter	0	6	4	5 à 3
Maximal height of the tubes	on ground	for brush and barn style sections: on ground and/or haystack height	on ground or haystack	on ground or haystack
Visibility of the tubes	not visible	barn style portion: embedded 2" brush style portion: not visible	not visible	embedded 2" can move but without speaking or pointing during 90 sec
Time without speaking in the starting box (sec)	60	maximum 2 moves allowed to the 2 displacement boxes, without speaking or pointing		
Time with the dog without speaking or pointing (sec)	0			
Maximum time to "Q" (sec)	60	75	120	90
Additional time to complete search without "Q" (sec)	60	0	0	0

* In 4 by 4 there are 4 teams including 3 waiting outside near the entrance and who take turns if the team inside asks for it or if the rat is found, respecting the judge's instructions



Annex C – Special cases

A. Blind dog

1. RAT HUNTING BRUSH STYLE

All the criteria defined previously apply except for the following points:

1.1. Identifying the location of the rat(s)

Novice

- Initially, the participant does not know the location of the tube.
- During the first minute, only the dog is allowed to enter the searching area.
- The participant is entitled to a starting order and must then remain in the starting box, **in silence and without making any noise** during 30 seconds. After 30 seconds, the participant can talk to his dog while remaining in the starting area. He can verbally encourage his dog or make noises with his mouth. In no case can he steer his dog (right, left, etc.)
- At 60 seconds, the participant can leave the start zone and move around the enclosure.
- At 80 seconds (1m 20s), the judges will indicate the location of the tube. The participant can then go to it. In no time can he direct his dog directly. The participant can position himself near the tube and encourage his dog to come and search.
- Under no circumstances may the participant touch his dog or the tube during qualifying time otherwise the team is disqualified.

Advanced

- Initially, the participant does not know the location of the tube.
- During the first minute, only the dog is allowed to enter the searching area.
- The participant is entitled to a starting order and must then remain in the starting box, **in silence and without making any noise** during 40 seconds. After 40 seconds, the participant can talk to his dog while remaining in the starting area. He can verbally encourage his dog or make noises with his mouth. In no case can he steer his dog (right, left, etc.)
- At 60 seconds, the participant can leave the start zone and move around the enclosure.
- At 80 seconds (1m 20s), the judges will indicate the location of the tube. The participant can then go to it. In no time can he direct his dog directly. The participant can position himself near the tube and encourage his dog to come and search.
- Under no circumstances may the participant touch his dog or the tube during qualifying time otherwise the team is disqualified.

Expert

- Initially, the participant does not know the location of the tube.
- During the first minute, only the dog is allowed to enter the searching area.
- The participant is entitled to a starting order and must then remain in the starting box, **in silence and without making any noise** during 50 seconds. After 50 seconds, the participant can talk to his dog while remaining in the starting area. He can verbally encourage his dog or make noises with his mouth. In no case can he steer his dog (right, left, etc.)
- At 60 seconds, the participant can leave the start zone and move around the enclosure.
- At 90 seconds (1m 30s), the judges will indicate the location of the tube. The participant can then go to it. In no time can he direct his dog directly. The participant can position himself near the tube and encourage his dog to come and search.
- Under no circumstances may the participant touch his dog or the tube during qualifying time otherwise the team is disqualified.

Champion/Graand Champion

- Initially, the participant does not know the location of the tube.
- During the 45 seconds, only the dog is allowed to enter the searching area.
- The participant is entitled to a starting order and must then remain in the starting box, **in silence and without making any noise** during 30 seconds. After 30 seconds, the participant can talk to his dog while remaining in the starting area. He can verbally encourage his dog or make noises with his mouth. In no case can he steer his dog (right, left, etc.)
- At 45 seconds, the participant can leave the start zone and move around the enclosure.
- At 60 seconds (1m), the judges will indicate the location of the tubes. The participant can then go to it. In no time can he direct his dog directly. The participant can position himself near the tube and encourage his dog to come and search.
- Under no circumstances may the participant touch his dog or the tube during qualifying time otherwise the team is disqualified.

Excellent

- Initially, the participant does not know the location of the tube.
- During the 45 seconds, only the dog is allowed to enter the searching area.
- The participant is entitled to a starting order and must then remain in the starting box, **in silence and without making any noise** during 30 seconds. After 30 seconds, the participant can talk to his dog while remaining in the starting area. He can verbally encourage his dog or make noises with his mouth. In no case can he steer his dog (right, left, etc.)
- At 45 seconds, the participant can leave the start zone and move around the enclosure.
- At 60 seconds (1m), the judges will indicate the location of the tubes. The participant can then go to it. In no time can he direct his dog directly. The participant can position himself near the tube and encourage his dog to come and search.

- Under no circumstances may the participant touch his dog or the tube during qualifying time otherwise the team is disqualified.

1.2. Qualifying score

The team will earn a qualifying score when the rat is identified, to the satisfaction of the judge, within the following parameters:

- Novice: 110 seconds (1m 50s)
- Advanced: 120 seconds (2m)
- Expert: 110 seconds (1m 50s)
- Champion/Grand Champion: 100 seconds (1m 40s)
- Excellent: 120 seconds (2m)

2. RAT HUNTING BARN STYLE

All the criteria defined previously apply except for the following points:

2.1 Identifying the location of the rat(s)

Novice

- A time of 90 seconds (1m 30s) is allocated to the team for the research of the rat (s) as stipulated in the table of parameters established by level
- During the first 15 seconds, only the dog is allowed to enter the searching area. The participant is entitled to a starting order and must then remain in the starting box, **in silence and without making any noise.**
- At 15 seconds, the participant can talk to his dog while remaining in the starting area. He can encourage his dog and verbally direct him to the tubes.
- At 30 seconds, the participant can leave the starting zone and move around the enclosure. He can scratch the tubes but can not touch his dog at any time.

Advanced

- A time of 90 seconds (1m 30s) is allocated to the team for the research of the rat (s) as stipulated in the table of parameters established by level
- During the first 20 seconds, only the dog is allowed to enter the searching area. The participant is entitled to a starting order and must then remain in the starting box, **in silence and without making any noise.**
- At 20 seconds, the participant can talk to his dog while remaining in the starting area. He can encourage his dog and verbally direct him to the tubes.
- At 45 seconds, the participant can leave the starting zone and move around the enclosure. He can scratch the tubes but can not touch his dog at any time.

Expert

- A time of 120 seconds (2m) is allocated to the team for the research of the rat (s) as stipulated in the table of parameters established by level
- During the first 30 seconds, only the dog is allowed to enter the searching area. The participant is entitled to a starting order and must then remain in the starting box, **in silence and without making any noise.**
- At 30 seconds, the participant can talk to his dog while remaining in the starting area. He can encourage his dog and verbally direct him to the tubes.
- At 45 seconds, the participant can leave the starting zone and move around the enclosure. He can encourage and call his dog but not direct him. He is not allow to touch his dog or the tubes.
- At 70 seconds (1m 10s), the participant can scratch the tubes but can not touch his dog at any time.

Champion/Grand Champion

- A time of 120 seconds (2m) is allocated to the team for the research of the rat (s) as stipulated in the table of parameters established by level
- During the first 30 seconds, only the dog is allowed to enter the searching area. The participant is entitled to a starting order and must then remain in the starting box, **in silence and without making any noise.**
- At 30 seconds, the participant can talk to his dog while remaining in the starting area. He can encourage his dog and verbally direct him to the tubes.
- At 45 seconds, the participant can leave the starting zone and move around the enclosure. He can encourage and call his dog but not direct him. He is not allow to touch his dog or the tubes.
- At 75 seconds (1m 15s), the participant can scratch the tubes but can not touch his dog at any time.

Excellent

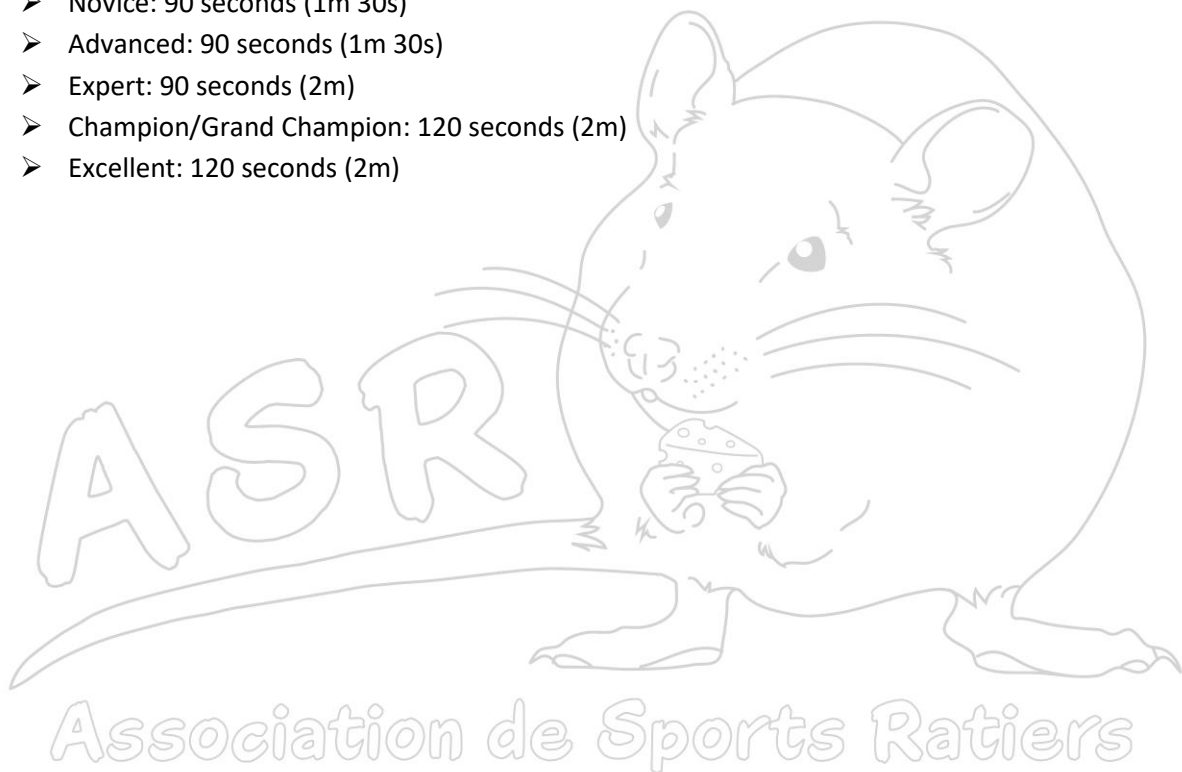
- A time of 120 seconds (2m) is allocated to the team for the research of the rat (s) as stipulated in the table of parameters established by level
- During the first 20 seconds, only the dog is allowed to enter the searching area. The participant is entitled to a starting order and must then remain in the starting box, **in silence and without making any noise.**
- At 20 seconds, the participant can talk to his dog while remaining in the starting area. He can encourage his dog and verbally direct him to the tubes.

- At 40 seconds, the participant can leave the starting zone and move around the enclosure. He can encourage and call his dog but not direct him. He is not allowed to touch his dog or the tubes.
- At 60 seconds (1m), the participant can scratch the tubes but can not touch his dog at any time.

2.2 Qualifying score

The team will earn a qualifying score when the rat is identified, to the satisfaction of the judge, within the following parameters:

- Novice: 90 seconds (1m 30s)
- Advanced: 90 seconds (1m 30s)
- Expert: 90 seconds (2m)
- Champion/Grand Champion: 120 seconds (2m)
- Excellent: 120 seconds (2m)



BLIND DOG

BRUSH STYLE HUNTING		INSTINCT	NOVICE	ADVANCED	EXPERT	CHAMPION/ GRAND CHAMPION	EXCELLENT
Enclosure size (indoor/outdoor) ft ²		200	200	300	400	400 / 600	400 / 600
Minimal enclosure width (feet)		10	10	10	10	10 / 20	10 / 20
Indoor and exterior artificial		8	8	12	20	20	24
Indoor and exterior artificial		1	1	2	5	5	6
Number of tubes		1	1	1	1	2	3
Number of rats		1	1	1	1	2	3
Maximum tube height		on ground	on ground	on ground	on ground	on ground	on ground or hay bale
Time without talking in the starting box (sec)		30	30	40	50	30	30
Time talking in the starting box (sec)		30	30	20	10	15	15
Time talking with the dog (sec)		50	50	60	50	55	75
Judge advise of rat location (sec)		80	80	80	90	60	60
Maximum time to "Q" (sec)		110	110	120	110	100	120
Additional time to complete search without Q (sec)		30	30	30	30	30	30

NOTE:

Starting box must be at least 5 feet from any stack

Outside, in natural environment, use branches, leaves, brush, rocks, holes etc. depending on the area



version révisée oct 2019

BLIND DOG

BARN STYLE HUNTING		INSTINCT	NOVICE	ADVANCE D	EXPERT	CHAMPION/ GRAND CHAMPION	EXCELLENT
Enclosure size ft2		200	200	300	400	400	400
Minimal enclosure width (feet)		10	10	10	10	15	15
Hay bales number		8	8	12	20	20	25-35
Hay bales set-up		"I"	"I"	"I"	"L"	"U"	"T" "H" "UU"
Minimum height (stacking) of hay bales		2	2	2	3	3	3
Total number of tubes		3	3	4	6	7	8
Number of clean/odorless tubes		1	1	1	0	0	0
Number of tubes with litter		1	1	2	4	5	5
Number of tubes with rats		1	1	1	2	2	3
Maximum tube height		on ground	on ground	on ground	hay bale	hay bale	hay bale
Minimum number of tubes in height		0	0	0	on ground and/or hay bale	on ground and/or hay bale	on ground and/or hay bale
Location of tubes with rats		on ground	on ground	on ground	on ground or hay bale	on ground or hay bale	on ground or hay bale
Tubes depth in hay bales		Protrude 1 in.	Protrude 1 in.	Flush	Embedded 2 in.	Embedded 2 in.	Embedded 2 in.
Visibility of tubes		visible	visible	visible	visible	visible	visible
Searching time without talking in the starting box (sec)		15	15	20	30	30	20
Searching time talking in the starting box (sec)		15	15	25	15	15	20
Searching time talking but not scratching (sec)		0	0	0	25	30	20
Searching time talking/scratching (sec)		60	60	45	50	45	60
Maximum time to "Q" (sec)		90	90	90	120	120	120
Additional time to complete search without Q (sec)		30	30	30	30	30	30

NOTE:

"U" shape must be at least 12 pi./width. "I" shape is a double "L" back-to-back with tubes on each side



version révisée oct 2019